

DEWALT®



GUARANTEED TOUGH.®

Click an index item to get to that specific product page. Click the product page to return to the index.

TOOLS

COMPRESSORS	21	FASTENING.	14	NAILERS	20
Compressor Combo Kits	22	Cut-Out Tool	14	Coil Framing Nailer	20
Hand Carry - Electric	21	Impact Wrenches	14	Finish/Brad Nailers	20
Hand Carry - Gas	21	Screwdrivers	14	Framing Nailers.	20
Wheeled Portable - Electric	22	GENERATORS	22	Palm Nailer	20
Wheeled Portable - Gas.	21	HAMMERS & HAMMERDRILLS	15	Roofing Nailer	20
CORDLESS	1	Chipping Hammers	16	Staplers	20
Adhesive Dispensers	5	Demolition Hammers	16	OPTICAL INSTRUMENTS	24
Batteries & Chargers	8-9	Hammerdrills	15	PRESSURE WASHERS	24
Circular Saws.	4	Pavement Breaker	16	SAWS	10
Concrete Vibrator	5	SDS Rotary Hammers.	15	Circular Saws.	10
Combo Kits	7-8	SDS Max Rotary Hammers	15	Jig Saws	10
Cut-Off Tools	5	Spline Rotary Hammers.	16	Miter Saws	11
Cut-Out Tools	7	LASERS	23	Reciprocating Saws	10
Drill/Drivers.	1-2	Box Lasers	23	Scroll Saw	10
Flashlights	6	Manually Leveled Rotary Lasers	23	Table Saws	11
Hammerdrills	1	Self Leveling Rotary Lasers	23	Tile Saws	10
High Torque Wrenches	3	Tile Lasers	23	TrackSaws	12
Impact Drivers & Wrenches.	2	MEASURER.	24	WOODWORKING	25
Jig Saws	4	METALWORKING	17	1/4 Sheet Sander	25
Nailers	5	Band Saws	19	Belt Sanders	25
Reciprocating Saws	4	Bench Grinders	18	Compact Routers	26
Right Angle Drill/Drivers	3	Chop Saws	19	Dust Management	26
Rotary Lasers.	6	Cut-Off Machines.	19	Hand Planer	26
Screwdrivers	3	Die Grinders	18	Heat Guns	26
SDS Rotary Hammers.	3	HP Small Angle Body Grip Grinders	17	Plate Joiner.	26
Shears	5	HP Small Angle Trigger Grip Grinders	17	Random Orbit Sanders	25
TrackSaw.	4	Large Angle Grinders	18	Routers	25
Vacuums	7	Medium Angle Grinders.	17	Thickness Planers	26
Worklights	6	Multi-Cutter® Saw	19		
DRILLS	13	Nibblers	19		
1/2" VSR Drills	13	Polishers	18		
1/2" Specialty Drills	14	Shears	19		
1/4" VSR Drills	13	Small Angle Grinders	17		
3/8" VSR Drills	13	Straight Grinders	18		

ACCESSORIES

ABRASIVES	30	AIR HOSES	49	FASTENING.	59
Abrasive Accessories	48	BLADES	50	Fastening Accessories	60
Belts	42	Bandsaw Blades	66	Impact Ready® Fastening.	59
Bonded Abrasives	30	Jig Saw Blades	65	Quick Change Accessories	62
Cartridge Rolls	42	Large Dia. Construction Saw Blades	50	HACK SAW	66
Diamonds	45	Metal Cutting Saw Blades	50	HOLE SAWS	64
Fiber Discs	37	Portable Construction Saw Blades	50	NAILS	49
Flap Discs	35	Precision Trim Saw Blades	51	PRESSURE WASHER	66
Flap Wheels	39	Reciprocating Saw Blades	63	PVC SAW.	66
Non Woven	44	Steel Circular Saw Blades	51		
Paper Discs.	43	CHUCKS & KEYS	49		
Polishing	46	CUT OUT TOOL ACCESSORIES	49		
Quick Change Discs	40	DRILLING.	52		
Rolls	43	Concrete & Masonry Drilling	52		
Sheets	44	Rock Carbide® Drill Bits.	53		
Wire Brushes	46	Wood & Metal Drilling.	55		

SERVICE CENTERS

SERVICE CENTERS.69
---------------------------------	------------

XRP LITHIUM ION

Frameless Motor Technology

- Superior airflow for increased motor durability
- Replaceable brushes

Steel Drill Lock
Positively locks in drill mode

Dual-Collar Design
Change mode without changing clutch setting



Front-to-Back Speed Shifter
Smooth feel with positive placement

Patented 3-Speed Transmission

- Faster application speed
- 30% longer run time
- All steel durability

Self-Tightening Chuck

- 2X Bit holding strength
- All metal durability

Bright L.E.D. Worklight
Increased productivity in dark areas



LITHIUM ION
1/2" (13mm) 36V Cordless Li-Ion Hammerdrill/Drill/Driver Kit



LITHIUM ION
1/2" (13mm) 28V Cordless Li-Ion Hammerdrill/Drill/Driver Kit



LITHIUM ION
1/2" (13mm) 18V Cordless XRP™ Li-Ion Hammerdrill/Drill/Driver Kit



LITHIUM ION
1/2" (13mm) 18V Cordless XRP™ Hammerdrill/Drill/Driver Kit

HAMMERDRILLS

SPECIFICATIONS	DC901KL	DC910KL	DCD970KL	DCD959KX/VX*
Voltage	36V	28V	18V	18V
Max Power	750 UWO	650 UWO	450 UWO	420 UWO
# of Speed Settings	3	3	3	3
Max RPM	0-400/0-1,200/0-1,600	0-400/0-1,200/0-1,600	0-500/0-1,250/0-2,000	0-450/0-1,450/0-2,000
Max BPM	0-6,800/0-20,400/0-27,200	0-6,800/0-20,400/0-27,200	0-8,500/0-21,250/0-34,000	0-7,650/0-24,650/0-34,000
Chuck Size	1/2"	1/2"	1/2"	1/2"
Chuck Type	metal, self-tightening	metal, self-tightening	metal, self-tightening	metal, self-tightening
Tool Weight	6.75 lbs	6.25 lbs	5.25 lbs	6 lbs
Charger/Batteries	1 hour / (2) 36V Li-Ion	1 hour / (2) 28V Li-Ion	1 hour / (2) 18V XRP™ Li-Ion	1 hour / (2) 18V XRP™
Includes	360° side handle	360° side handle	360° side handle	360° side handle



LITHIUM ION
1/2" (13mm) 18V Cordless XRP™ Hammerdrill/Drill/Driver Kit



LITHIUM ION
1/2" (13mm) 18V Cordless Compact Hammerdrill Kit



LITHIUM ION
1/2" (13mm) 18V Cordless Compact Li-Ion Hammerdrill Kit



LITHIUM ION
1/2" (13mm) 14.4V Cordless XRP™ Hammerdrill/Drill/Driver Kit



LITHIUM ION
1/2" (13mm) 14.4V Cordless XRP™ Hammerdrill/Drill/Driver Kit

SPECIFICATIONS	DCD950KX/VX*	DC725KA/VA*	DCD775KL	DCD939KX/VX*	DCD930KX/VX*
Voltage	18V	18V	18V	14.4V	14.4V
Max Power	450 UWO	410 UWO	350 UWO	310 UWO	325 UWO
# of Speed Settings	3	2	2	3	3
Max RPM	0-500/0-1,250/0-2,000	0-500/0-1700	0-500/0-1,700	0-450/0-1,450/0-1,800	0-425/0-1,200/0-1,800
Max BPM	0-8,500/0-21,250/0-34,000	0-8,500/0-29,000	0-8,500/0-29,000	0-7,650/0-23,800/0-30,600	0-7,225/0-20,400/0-30,600
Chuck Size	1/2"	1/2"	1/2"	1/2"	1/2"
Chuck Type	metal, self-tightening	metal, ratcheting	metal, ratcheting	metal, self-tightening	metal, self-tightening
Tool Weight	6.25 lbs	4.9 lbs	4.1 lbs	5.25 lbs	5.75 lbs
Charger/Batteries	1 hour / (2) 18V XRP™	1 hour / (2) 18V	30 min / (2) 18V Compact Li-Ion	1 hour / (2) 14.4 XRP™	1 hour / (2) 14.4V XRP™
Includes	360° side handle				



LITHIUM ION
1/2" (13mm) 18V Cordless XRP™ Compact Drill/Driver Kit



LITHIUM ION
1/2" (13mm) 18V Cordless Compact Drill/Driver Kit



LITHIUM ION
1/2" (13mm) 18V Cordless Compact Li-Ion Drill/Driver Kit



LITHIUM ION
1/2" (13mm) 14.4V Cordless XRP™ Drill/Driver Kit

DRILL/DRIVERS

SPECIFICATIONS	DCD940KX	DC720KA	DCD760KL	DCD920KX
Voltage	18V	18V	18V	14.4V
Max Power	450 UWO	410 UWO	350 UWO	325 UWO
# of Speed Settings	3	2	2	3
Max RPM	0-500/0-1,250/0-2,000	0-500/0-1700	0-500/0-1,700	0-425/0-1,200/0-1,800
Chuck Size	1/2"	1/2"	1/2"	1/2"
Chuck Type	metal, ratcheting	plastic, ratcheting	plastic, ratcheting	metal, ratcheting
Tool Weight	6.25 lbs	4.8 lbs	4.0 lbs	5.75 lbs
Charger/Batteries	1 hour / (2) 18V XRP™	1 hour / (2) 18V	30 min / (2) 18V Compact Li-Ion	1 hour / (2) 14.4V XRP™
Includes	360° side handle			

* comes with vehicle charger



1/2" (13mm) 14.4V Cordless Compact Drill/Driver Kit



1/2" (13mm) 12V Cordless XRP™ Drill/Driver Kit



3/8" (10mm) 12V Cordless Compact Drill/Driver Kit



3/8" (10mm) 9.6V Cordless Compact Drill/Driver Kit

DRILL/DRIVERS *continued*

SPECIFICATIONS	DC730KA	DCD910KX	DC742KA/VA*	DC750KA
Voltage	14.4V	12V	12V	9.6V
Max Power	300 UWO	285 UWO	200 UWO	130 UWO
# Of Speed Settings	2	3	2	2
Max RPM	0-500/0-1700	0-425/0-1,200/0-1,800	0-500/0-1700	0-300/0-1,100
Chuck Size	1/2"	1/2"	3/8"	3/8"
Chuck Type	plastic, ratcheting	metal, ratcheting	plastic, ratcheting	plastic, ratcheting
Tool Weight	4.3 lbs	5.25 lbs	3.8 lbs	3.4 lbs
Charger/Batteries	1 hour / (2) 14.4V	1 hour / (2) 12V XRP™	1 hour / (2) 12V	1 hour / (2) 9.6V



1/2" (13mm) 18V Cordless XRP™ Li-Ion Impact Wrench Kit



1/2" (13mm) 18V Cordless XRP™ Impact Wrench Kit



1/2" (13mm) 14.4V Cordless XRP™ Impact Wrench Kit



1/2" (13mm) 12V Cordless XRP™ Impact Wrench Kit

IMPACT DRIVERS & WRENCHES

SPECIFICATIONS	DC822KL	DC820KA	DC830KA	DC840KA
Voltage	18V	18V	14.4V	12V
Drive Size	1/2" square with detent pin retention	1/2" square with detent pin retention	1/2" square with detent pin retention	1/2" square with detent pin retention
No Load Speed	0-2,400 rpm	0-2,400 rpm	0-2,400 rpm	0-2,400 rpm
Impacts/Min	0-2,700 ipm	0-2,700 ipm	0-2,700 ipm	0-2,700 ipm
Max. Torque	1,740 in-lbs	1,740 in-lbs	1,620 in-lbs	1,440 in-lbs
Max. Torque	145 ft-lbs	145 ft-lbs	135 ft-lbs	120 ft-lbs
Tool Weight	3.7 lbs	4.6 lbs	3.9 lbs	3.6 lbs
Tool Length	5-3/4"	5-3/4"	5-3/4"	5-3/4"
Charger/Batteries	1 hour / (2) 18V XRP™ Li-Ion	1 hour / (2) 18V XRP™	1 hour / (2) 14.4V XRP™	1 hour / (2) 12V XRP™



3/8" (9.5mm) 18V Cordless XRP™ Impact Wrench Kit



3/8" (9.5mm) 12V Cordless XRP™ Impact Wrench Kit



1/4" (6.4mm) 18V Cordless XRP™ Li-Ion Impact Driver Kit



1/4" (6.4mm) 18V Cordless XRP™ Impact Driver Kit

SPECIFICATIONS	DC823KA	DC841KA	DC827KL	DC825KA
Voltage	18V	12V	18V	18V
Drive Size	3/8" square with hog ring retention	3/8" square with hog ring retention	1/4" hex shank quick release	1/4" hex shank quick release
No Load Speed	0-2,400 rpm	0-2,400 rpm	0-2,400 rpm	0-2,400 rpm
Impacts/Min	0-2,700 ipm	0-2,700 ipm	0-2,700 ipm	0-2,700 ipm
Max. Torque	1,500 in-lbs	1,260 in-lbs	1,330 in-lbs	1,330 in-lbs
Max. Torque	125 ft-lbs	105 ft-lbs	111 ft-lbs	111 ft-lbs
Tool Weight	4.6 lbs	3.6 lbs	3.7 lbs	4.6 lbs
Tool Length	5-3/4"	5-3/4"	5-3/4"	5-3/4"
Charger/Batteries	1 hour / (2) 18V XRP™	1 hour / (2) 12V XRP™	1 hour / (2) 18V XRP™ Li-Ion	1 hour / (2) 18V XRP™



1/4" (6.35mm) 28V Cordless Li-Ion Impact Driver Kit



1/4" (6.4mm) 18V Cordless Compact Li-Ion Impact Driver Kit



1/4" (6.4mm) 14.4V Cordless XRP™ Impact Driver Kit



1/4" (6.4mm) 12V Cordless Impact Driver Kit



1/4" (6.4mm) 9.6V Cordless Impact Driver Kit

SPECIFICATIONS	DC815KL	DCF826KL	DC835KA	DC845KA	DC855KA
Voltage	28V	18V	14.4V	12V	9.6V
Drive Size	1/4" hex shank quick release	1/4" hex shank quick release	1/4" hex shank quick release	1/4" hex shank quick release	1/4" hex shank quick release
No Load Speed	2,400 rpm	0-2,400 rpm	0-2,400 rpm	0-2,400 rpm	0-2,400 rpm
Impacts/Min	3,000 ipm	0-2,700 ipm	0-2,700 ipm	0-2,700 ipm	0-2,700 ipm
Max. Torque	1,400 in-lbs	1,330 in-lbs	1,240 in-lbs	1,150 in-lbs	960 in-lbs
Max. Torque	117 ft-lbs	111 ft-lbs	103 ft-lbs	96 ft-lbs	80 ft-lbs
Tool Weight	5.0 lbs	3.8 lbs	3.9 lbs	3.6 lbs	3.3 lbs
Tool Length	7-5/8"	5-3/4"	5-3/4"	5-3/4"	5-3/4"
Charger/Batteries	1 hour / (2) 28V Li-Ion	30 min / (2) 18V Compact Li-Ion	1 hour / (2) 14.4V XRP™	1 hour / (2) 12V XRP™	1 hour / (2) 9.6V

HIGH TORQUE WRENCHES



1/2" (13mm) 36V Cordless Li-Ion Impact Wrench Kit



1/2" (13mm) 28V Cordless Li-Ion Impact Wrench Kit



1/2" (13mm) 18V Cordless XRP™ Impact Wrench Kit



1/2" (13mm) 18V Cordless XRP™ Impact Wrench Kit

SPECIFICATIONS	DC800KL	DC810KL	DC821KA	DW059K-2
Voltage	36V	28V	18V	18V
Drive Size	1/2"	1/2"	1/2" square with detent pin retention	1/2" square with detent pin retention
No Load Speed	1,400 rpm	2,400 rpm	0-2,100 rpm	1,650 rpm
Impacts/Min	2,500 ipm	3,000 ipm	0-3,000 ipm	2,600 ipm
Max. Torque	in-lbs	1,920 in-lbs	1,920 in-lbs	3,600 in-lbs
Max. Torque	325 ft-lbs	160 ft-lbs	160 ft-lbs	300 ft-lbs
Tool Weight	7.5 lbs	5.0 lbs	5.3 lbs	7.5 lbs
Tool Length	10-3/4"	7-5/8"	7-5/8"	10-3/4"
Charger/Batteries	1 hour / (2) 36V Li-Ion	1 hour / (2) 28V Li-Ion	1 hour / (2) 18V XRP™	1 hour / (2) 18V XRP™

RIGHT ANGLE DRILLS/DRIVERS



3/8" (10mm) 18V Cordless Right Angle Drill/Driver Kit



3/8" (10mm) 18V Cordless Li-Ion Right Angle Drill Kit



3/8" (10mm) 14.4V Cordless Right Angle Drill/Driver Kit



3/8" (10mm) 12V Cordless Right Angle Drill/Driver Kit

SPECIFICATIONS	DW960K-2	DCD690KL	DW966K-2	DW965K-2
Voltage	18V	18V	14.4V	12V
Max Power	320 UWO	270 UWO	210 UWO	165 UWO
Chuck Size	3/8"	3/8"	3/8"	3/8"
# Of Speed Settings	2	2	2	2
RPM	0-500/0-1,500	0-500/0-1,500	0-400/0-1,250	0-400/0-1,200
Chuck Type	plastic, ratcheting	plastic, ratcheting	plastic, ratcheting	plastic, ratcheting
Tool Weight	4.7 lbs	3.9 lbs	4.4 lbs	4.1 lbs
Charger/Batteries	1 hour / (2) 18V	30 min / (2) 18V Compact Li-Ion	1 hour / (2) 14.4V compact	1 hour / (2) 12V compact
Includes	screwdriver bit	screwdriver bit		

SDS ROTARY HAMMERS



18V 7/8" (22mm) Cordless SDS Hammer Kit



24V 7/8" (22mm) Cordless SDS Hammer Kit



28V 1" (25mm) Cordless Li-Ion SDS Rotary Hammer Kit



36V 1" (25mm) Cordless Li-Ion SDS Rotary Hammer Kit

SPECIFICATIONS	DC212KA	DC223KA	DC228KL	DC233KL
Concrete Optimum	5/32" - 1/2"	5/32" - 1/2"	5/32" - 5/8"	5/32" - 5/8"
Impact Energy	1.7 ft-lbs	1.7 ft-lbs	1.9 ft-lbs	1.9 ft-lbs
No Load Speed	0-1,100 rpm	0-1,100 rpm	0-1,150 rpm	0-1,150 rpm
Beats/Min	0-4,100 bpm	0-4,100 bpm	0-4,400 bpm	0-4,400 bpm
Chipping	No	Yes	Yes	Yes
Vibration Control	Yes - SHOCKS™	Yes - SHOCKS™	Yes - SHOCKS™	Yes - SHOCKS™
Tool Length	10.5"	10.5"	10.5"	10.5"
Tool Weight	7.6 lbs	8.4 lbs	7.6 lbs	7.8 lbs
Charger/Batteries	1 hour / (2) 18V XRP™	1 hour / (2) 24V	1 hour / (2) 28V Li-Ion	1 hour / (2) 36V Li-Ion
Warranty - Service Contract	1 Yr	1 Yr	1 Yr	1 Yr

SCREWDRIVERS



18V Cordless XRP™ Light Gauge Steel Framing Screwdriver Kit



18V Cordless Drywall/Deck Screwdriver Kit



12V Cordless Drywall/Deck Screwdriver Kit



1/4" (6mm) 7.2V Cordless Two-Position Screwdriver Kit

SPECIFICATIONS	DC668KA	DC520KA	DW979K-2	DW920K-2
Voltage	18V	18V	12V	7.2V
No Load Speed	0-900/0-2,700 rpm	0-900/0-2,900 rpm	0-800/0-2,300 rpm	0-500 rpm
Max. Torque	180 in-lbs	180 in-lbs	180 in-lbs	80 in-lbs
Capacity (CRS)	12-28 ga.	12 ga.	12 ga.	-
Tool Weight	5.4 lbs	5.1 lbs	4.2 lbs	3.5 lbs
Drive Size	1/4" Hex	1/4" Hex	1/4" Hex	1/4" Hex
Charger/Batteries	1 hour / (2) 18V XRP™	1 hour / (2) 18V XRP™	1 hour / (2) 12V	1 hour / (2) 7.2V compact
Includes	#2 Phillips screwdriver bit, 5/16" nut runner	bit tip/magnetic holder, drywall nosepiece, TEKS® nosepiece	bit tip/magnetic holder, drywall nosepiece, TEKS® nosepiece	2 screwdriver bits

CIRCULAR SAWS



7-1/4" (186mm) 36V Cordless Li-Ion Circular Saw Kit



6-1/2" (165mm) 28V Cordless Li-Ion Circular Saw



6-1/2" (165mm) 18V Cordless XRP™ Circular Saw Kit



6-3/4" (173mm) 18V Cordless Metal Cutting Circular Saw Kit

SPECIFICATIONS	DC300K	DC310K	DC390K	DW934K-2
Voltage	36V	28V	18V	18V
No Load Speed	4,000 rpm	3,850 rpm	3,700 rpm	3,200 rpm
Blade Diameter	7-1/4"	6-1/2"	6-1/2"	6-3/4"
Bevel Capacity	0-50°	0-50°	0-50°	N/A
Arbor Size	5/8"	5/8"	5/8"	20 mm
Depth Of Cut At 45°	1- 5/8"	1-5/8"	1- 5/8"	N/A
Depth Of Cut At 90°	2-7/16"	2-1/4"	2-1/4"	2-3/8"
Tool Weight	9.9 lbs	8.4 lbs	8.7 lbs	9.5 lbs
Charger/Batteries	1 hour / 36V Li-Ion	1 hour / 28V Li-Ion	1 hour / 18V XRP™ pack	1 hour / (2) 18V XRP™
Includes	carbide tipped blade	carbide tipped blade	carbide tipped blade	6-3/4" 40-tooth titanium carbide



6-1/2" (165mm) 28V Cordless Li-Ion TrackSaw Kit

TRACKSAW

SPECIFICATIONS	DC351KL
Power	28V, 700 W
No Load Speed	3500 rpm
Blade Diameter	6-1/2" (165mm)
Bevel Capacity	47°
Max. Cut at 90°	2-1/8"
Max. Cut at 45°	1-5/8"
Weight	12.3 lbs
Charger/Batteries	1 hour / (2) 28V Li-Ion
Includes	6-1/2" (20mm arbor size) 40-tooth ultra fine finishing blade, blade wrench and kit box



36V Cordless Li-Ion Reciprocating Saw Kit



28V Cordless Li-Ion Reciprocating Saw Kit



18V Cordless XRP™ Reciprocating Saw Kit



14.4V Cordless Reciprocating Saw Kit

RECIPROCATING SAWS

SPECIFICATIONS	DC305K	DC315K	DC385K	DW937K
Voltage	36V	28V	18V	14.4V
Keyless Blade Clamp	Yes	Yes	Yes	Yes
Strokes/Min	0-3,000 spm	0-3,000 spm	0,3000 spm	0-2,700 spm
Stroke Length	1-1/8"	1-1/8"	1-1/8"	7/8"
Electric Brake	Yes	Yes	Yes	Yes
Tool Weight	8.4 lbs	8.0 lbs	8.2 lbs	6 lbs
Charger/Batteries	1 hour / 36V Li-Ion	1 hour / 28V Li-Ion	1 hour / 18V XRP™	1 hour / 14.4V



36V Cordless Li-Ion Jig Saw Kit



28V Cordless Li-Ion Jig Saw Kit



18V Cordless XRP™ Jig Saw Kit with Keyless Blade Change

JIG SAWS

SPECIFICATIONS	DC308K	DC318K	DC330K
Voltage	36V	28V	18V
Strokes/Min	0-2,700 spm	0-2,700 spm	0-3,000 spm
Stroke Length	1"	1"	1"
Keyless Blade Clamp	Yes	Yes	Yes
Dust Blower	Yes	Yes	Yes
Tool Weight	7.5 lbs	7.2 lbs	7.5 lbs
Charger/Batteries	1 hour / 36V Li-Ion	1 hour / 28V Li-Ion	1 hour / 18V XRP™
Includes	jig saw blades	jig saw blades	jig saw blades

CUT-OFF TOOLS



SPECIFICATIONS	DC415KL	DC413KL	DC411KA
Voltage	36V	28V	18V
No Load Speed	6,500 rpm	6,500 rpm	6,500 rpm
Spindle Lock	Yes	Yes	Yes
Spindle Thread	5/8" -11"	5/8" -11"	5/8" -11"
Tool Weight	7.2 lbs	7.0 lbs	7.0 lbs
Use Wheels RPM Above	10,000 rpm	10,000 rpm	10,000 rpm
Charger/Batteries	1 hour / (2) 36V Li-Ion	1 hour / (2) 28V Li-Ion	1 hour / (2) 18V XRP™
Includes	Type 27 guard	Type 27 guard	Type 27 guard



CONCRETE VIBRATOR

18V Cordless Pencil Vibrator Kit

SPECIFICATIONS	DC530KA
Voltage (Drill)	18V
Vibrator Size	1-1/8"
Vibrations Per Minute	14,000 VPM
Charger/Batteries	1 hour / (2) 18V XRP™
Includes	soft-side bag for batteries and charger

NAILERS



18V Cordless XRP™
1-1/4" - 2-1/2" 15 Gauge
34° Angled Finish Nailer Kit



18V Cordless XRP™
1-1/4" - 2-1/2" 16 Gauge
20° Angled Finish Nailer Kit



18V Cordless XRP™
1-1/4" - 2-1/2" 16 Gauge
Straight Finish Nailer Kit



18 Gauge 2" Cordless
Brad Nailer

SPECIFICATIONS	DC628K	DC618K	DC616K	DC608K
Voltage	18V	18V	18V	18V
Nailer Operating Mode	selective	selective	selective	selective
Nailing rate	4-5 nails/sec	4-5 nails/sec	4-5 nails/sec	4-5 nails/sec
Nail Diameter	15 Ga DA type gauge	16 gauge	16 gauge	18 gauge
Magazine Angle	34°	20°	straight	straight
Nail Length Capacity	1-1/4" - 2-1/2"	1-1/4" - 2-1/2"	1-1/4" - 2-1/2"	5/8" - 2"
Magazine Capacity	up to 110 nails	up to 110 nails	up to 110 nails	110 nails
Magazine Loading	rear - load	rear - load	rear - load	box style
Integrated Belt Hook	Yes	Yes	Yes	Yes
Jam Clearing	Yes	Yes	Yes	Yes
Charger/Batteries	1 hour / 18V XRP™	1 hour / 18V XRP™	1 hour / 18V XRP™	1 hour / 18V XRP™
Includes	reversible belt hook, no-mar tip, DeWALT safety glasses and heavy-duty kit box	reversible belt hook, no-mar tip, DeWALT safety glasses and heavy-duty kit box	reversible belt hook, no-mar tip, DeWALT safety glasses and heavy-duty kit box	reversible belt hook, DeWALT safety glasses and heavy-duty kit box



18V Cordless 18 Gauge
Swivel Head and Shear Kit



18V Cordless 18 Gauge
Swivel Head and Shear Kit



18 Gauge 14.4V Cordless
Swivel Head and Shear Kit

SHEARS

SPECIFICATIONS	DC495KA	DC490KA	DW941K-2
Voltage	18V	18V	14.4V
Strokes/Min	0-2,300 spm	0-2,300 spm	0-2,300 spm
Minimum Cutting Radius	1.0"	5.5"	5.5"
Capacity In Steel	18 ga.	18-28 ga.	18-28 ga.
Tool Weight	6.1 lbs	6.1 lbs	5.8 lbs
Charger/Batteries	1 hour / (2) 18V XRP™	1 hour / (2) 18V XRP™	1 hour / (2) 14.4V
Includes	wrench	blade wrench	blade wrench



18V Cordless Adhesive
Dispenser Kit - 10oz



18V Cordless Adhesive
Dispenser Kit - 29oz

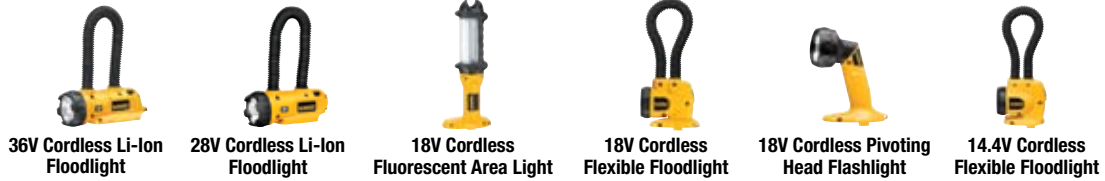


18V Cordless Adhesive
Dispenser Kit - 300ml

ADHESIVE DISPENSERS

SPECIFICATIONS	DC545K	DC546K	DC547K
Voltage	18V	18V	18V
Capacity	10oz, 1/10gal, & 300ml-310ml cartridges	29oz, & quart size cartridges	300ml & 600ml sausage packs
Weight	6.85 lbs	7.75 lbs	7.0 lbs
Max Speed	25 in/min	25 in/min	25 in/min
Charger/Batteries	1 hour / 18V	1 hour / 18V	1 hour / 18V

FLASHLIGHTS



SPECIFICATIONS	DC509	DC519	DC527	DW919	DW908	DW918
Voltage	36V	28V	18V	18V	18V	14.4V
Bulb	Xenon	Xenon	13 Watt	Xenon	Xenon	Xenon
Run-Time	8 hrs	6 hrs	3.5 hrs	3 hrs	3 hrs	3 hrs
Tool Weight	1.14 lbs	1.14 lbs	1.25 lbs	0.5 lbs	0.5 lbs	0.5 lbs
Battery	sold separately	sold separately	sold separately	sold separately	sold separately	sold separately



SPECIFICATIONS	DC528	DW906	DW904
Voltage	14.4V or 12V	14.4V	12V
Bulb	13 Watt	Xenon	Xenon
Run-Time	2.75 hrs	3 hrs	3 hrs
Tool Weight	1.15 lbs	0.5 lbs	0.5 lbs
Battery	sold separately	sold separately	sold separately

WORKLIGHT



Cordless/Corded Worklight

SPECIFICATIONS	DC020
Power Source	12-18V NiCd/NiMH/Li-Ion batteries or AC power
Bulb	38W Fluorescent
Brightness	2700 Lumens
Charge Time	This unit is NOT a charger
Run-Time	1-hr on 18V DC9096 Battery
Tool Weight	6.0 lbs
Batteries	Batteries sold separately

ROTARY LASERS



SPECIFICATIONS	DW079KD	DW079KI	DW078KE	DW073KD	DW073K
Power Supply	9.6V-18V DeWALT batteries	9.6V-18V DeWALT batteries	9.6V-18V DeWALT batteries	9.6V-18V DeWALT batteries	9.6V-18V DeWALT batteries
Accuracy per 100 ft.	±1/8 in	±1/8 in	±1/8 in	±1/4 in	±1/4 in
Rotation Speed	0, 60, 250, 600 rpm	0, 60, 250, & 600 rpm	600 rpm	0-600 rpm	0-600 rpm
Self-Leveling Range	±5°	±5°	±5°	N/A	N/A
Indoor Visibility Range	200 (dia) ft	200 (dia) ft	50 (dia) ft	200 (dia) ft	200 (dia) ft
Range with Detector	2000 (dia) ft	(not included) 2000 (dia) ft	2000 (dia) ft	600 (dia) ft	600 (dia) ft
Laser Class	IIIa (<5mW) @ 635nm	IIIa (<5mW) @ 635nm	IIIa (<5mW) @ 650nm	IIIa (<5mW) @ 635nm	IIIa (<5mW) @ 635nm
Protected Head	Yes	Yes	Yes	Yes	Yes
Bump Sensor	Yes	Yes	Yes	Yes	Yes
Tool Weight	6.5 lbs	6.5 lbs	5.5 lbs	8.9 lbs	8.9 lbs
Charger/Batteries	1 hour / 18V XRP™	1 hour / 18V XRP™	1 hour / 18V XRP™	1 hour / 18V	1 hour / 18V
Includes	digital laser detector, wall mount, wireless (IR) remote control, laser target card, laser enhancement glasses and heavy-duty kit box	wall mount, wireless (IR) remote control, laser target card, laser enhancement glasses and heavy-duty kit box	digital laser detector with clamp, (1) remote control and heavy-duty kit box	laser target card, laser enhancement glasses, digital laser detector and clamp, and heavy-duty kit box	laser target card, laser enhancement glasses and heavy-duty kit box

CUT-OUT TOOLS



**18V Cordless XRP™
Cut-Out Tool Kit**



**14.4V Cordless XRP™
Cut-Out Tool Kit**

SPECIFICATIONS	DC550KA	DC551KA
Voltage	18V	14.4V
No Load Speed	26,000 rpm	26,000 rpm
Collet Diameter	1/4", 1/8"	1/4", 1/8"
Adjustable Guide	Yes	Yes
Tool Weight	4.5 lbs	4.5 lbs
Charger/Batteries	1 hour / (2) 18V XRP™	1 hour / (2) 14.4V XRP™
Includes	1 general purpose bit	1 general purpose bit

VACUUMS



**2 Gallon Cordless/
Corded Wet/Dry Vac**



**18V Cordless 1/2 Gallon
Wet/Dry Portable Vac Kit**

SPECIFICATIONS	DC500	DC515K
Tank Size	2 gal	1/2 gal
Hose Diameter	1-1/4"	1-1/4"
Hose Length	5'	2.5'
Voltage (DC Operation)	12-18V	18V
Blower	Yes	No
Tool Weight	7.2 lbs	6.0 lbs
Charger/Batteries	sold separately	1 hour / 18V XRP™
Includes	5' heavy-duty rubber hose, crevice tool and wide nozzle	

18 VOLT COMBO KITS



**18V Cordless XRP™
9-Tool Combo Kit**



**18V Cordless XRP™
9-Tool Combo Kit**

LITHIUM ION



**18V Cordless XRP™ Li-Ion
6-Tool Combo Kit**



**18V Cordless XRP™
6-Tool Combo Kit**



**18V Cordless XRP™
6-Tool Combo Kit**

SPECIFICATIONS	DCK955X	DCK950X	DCK675L	DCK655X	DCK650X
Voltage	18V	18V	18V	18V	18V
Hammerdrill/Drill/Driver	DCD950	DCD950	DCD970	DCD950	DCD950
Circular Saw	DC390	DC390	-	DC390	DC390
Reciprocating Saw	DC385	DC385	DC385	DC385	DC385
Right Angle Drill	-	DW960	-	-	DW960
Cut-Off Tool	DC411	DC411	DC411	DC411	DC411
Cut-Out Tool	DC550	DC550	-	-	-
Jig Saw	DC330	DC330	-	-	-
Impact Driver	DC825	-	DC827	DC825	-
Impact Wrench	DW059	DW059	DW059	-	-
Flexible Floodlight	DW919	DW919	DW919	DW919	DW919
Charger/Batteries	1 Hour / (2) 18V XRP™	1 Hour / (2) 18V XRP™	1 Hour / (2) 18V XRP™ Li-Ion	1 Hour / (2) 18V XRP™	1 Hour / (2) 18V XRP™
Includes	360° side handle, carbide tipped circular saw blade, jig saw blade, type 1 and type 27 guards, wrench, (2) matched flanges, (1) type 1 wheel, 2-position side handle and (2) contractor bags		360° side handle, type 1 and type 27 guards, wrench, (2) matched flanges, (1) type 1 wheel, 2-position side handle and contractor bag	360° side handle, carbide tipped circular saw blade, type 1 and type 27 guards, wrench, (2) matched flanges, (1) type 1 wheel, 2-position side handle and contractor bag	



**18V Cordless XRP™
5-Tool Combo Kit**

**18V Cordless XRP™
Li-Ion 4-Tool Combo Kit**

**18V Cordless XRP™
4-Tool Combo Kit**

**18V Cordless XRP™
4-Tool Combo Kit**

**18V Cordless XRP™
4-Tool Combo Kit**

**18V Compact Cordless
4-Tool Combo Kit**

SPECIFICATIONS	DCK550X/VX*	DCK475L	DCK455X	DCK452X	DCK450X	DCK425C
Voltage	18V	18V	18V	18V	18V	18V
Hammerdrill/Drill/Driver	DCD950	DCD970	DCD950	DCD950	DCD950	DC720
Circular Saw	DC390	-	-	-	DC390	-
Reciprocating Saw	DC385	DC385	DC385	DC385	DC385	DW938
Rotary Hammer	-	-	-	DC212	-	-
Cut-Out Tool	DC330	-	-	-	-	-
Impact Driver	-	DC827	DC825	-	-	DW056
Flexible Floodlight	DW919	DW919	-	-	-	-
Pivoting Head Flashlight	-	-	DW919	DW919	DW919	DW908
Charger/Batteries	1 Hour / (2) 18V XRP™	1 Hour / (2) 18V XRP™ Li-Ion	1 Hour / (2) 18V XRP™	1 Hour / (2) 18V XRP™	1 Hour / (2) 18V XRP™	1 Hour / (2) 18V
Includes	360° side handle, carbide tipped circular saw blade, jig saw blade and contractor bag	360° side handle and contractor bag	360° side handle and contractor bag	(2) 360° side handles, depth rod and contractor bag	360° side handle, carbide tipped circular saw blade, jig saw blade and heavy-duty kit box	contractor bag

18 VOLT COMBO KITS *cont.*

LITHIUM ION



18V Cordless XRP™ Li-Ion 2-Tool Combo Kit



18V Cordless XRP™ 2-Tool Combo Kit



18V Cordless XRP™ 2-Tool Combo Kit



18V Cordless XRP™ 2-Tool Combo Kit

LITHIUM ION



18V Cordless Compact Li-Ion 2-Tool Combo Kit

SPECIFICATIONS	DCK275L	DCK255X	DCK251X	DCK250X	DCK265L
Voltage	18V	18V	18V	18V	18V
Hammerdrill/Drill/Driver	DCD970	DCD950	DCD950	DCD950	DCD760
Circular Saw	-	-	-	DC390	-
Reciprocating Saw	-	-	DC385	-	-
Impact Driver	DC827	DC825	-	-	DCF826
Charger/Batteries	1 Hour / (2) 18V XRP™ Li-Ion	1 Hour / (2) 18V XRP™	1 Hour / (2) 18V XRP™	1 Hour / (2) 18V XRP™	30 min / (2) 18V Compact Li-Ion
Includes	360° side handle and contractor bag	360° side handle and contractor bag	360° side handle and contractor bag	360° side handle, carbide tipped circular saw blade and contractor bag	kit box

36 VOLT COMBO KIT

LITHIUM ION



36V Cordless Li-Ion 4-Tool Combo Kit

SPECIFICATIONS	DCX6401
Voltage	36V
Hammerdrill/Drill/Driver	DC900
Circular Saw	DC300
Reciprocating Saw	DC305
Flexible Floodlight	DC509
Shipping Weight	36.1 lbs
Charger/Batteries	1 hour / (2) 36V Li-Ion
Includes	360° side handle, 7-1/4" carbide tipped circular saw blade, circular saw rip fence and heavy-duty kit box

28 VOLT COMBO KIT

LITHIUM ION



28V Cordless Li-Ion 4-Tool Combo Kit

SPECIFICATIONS	DCX5401
Voltage	28V
Hammerdrill/Drill/Driver	DC910
Circular Saw	DC310
Reciprocating Saw	DC315
Flexible Floodlight	DC519
Shipping Weight	36.1 lbs
Charger/Batteries	1 hour / (2) 28V Li-Ion
Includes	360° side handle, 6-1/2" carbide tipped circular saw blade, circular saw rip fence and heavy-duty kit box

RADIO CHARGER



7.2V-18V Worksite Radio/Charger NiCd/NiMH

SPECIFICATIONS	DC011
Voltage	7.2V to 18V (except Univolt)
Radio Output	92 dB
Charge Time	1 hr or less charges NiCd/NiMH
Tool Weight	13.2 lbs



DC9360 36V Li-Ion



DC9280 28V Li-Ion



DW0242 24V



DC9096 18V



DC9180 18V XRP™ Li-Ion



DC9181 18V Compact Li-Ion



DC9091 14.4V



DC9144 14.4V Li-Ion



DC9071 12V



DW9061 9.6V



DW9057 7.2V

* comes with vehicle charger

XRP LITHIUM ION

No Memory & Virtually No Self Discharge
For maximum productivity & less downtime

Lightweight Design
1.5 lbs – same weight as a DeWALT 12V NiCd battery



DeWALT's XRP™ Lithium Ion batteries are protected by a DeWALT designed electronics package that:

- Monitors the cells to ensure each cell is operating at its fullest capacity
- Communicates to the charger to let it know when to stop charging
- Protects the cells from abusive conditions

The electronics are designed to ensure the longest life and maximum power output by the pack during use.

DeWALT Exclusive Phosphate Lithium Ion Cells
Offer longer battery life & durability: 2,000 recharges

RECHARGES

2X MORE Recharges

WEIGHT

One lb Lighter

SYSTEM

18V XRP™ Lithium Ion Battery Works with All Your 18V DeWALT Tools.

YES, IT FITS.™

BATTERIES / CHARGERS



7.2V-18V Fast Charger NiCd/NiMH



24V 1 Hour Fan Cooled Charger



24V 1 Hour Fan Cooled Vehicle Charger



28V/36V 1 Hour Charger

SPECIFICATIONS		DW9117	DW0246	DW0249	DC9000
DC9360	36V Li-Ion	X	X	X	60 min.
DC9280	28V Li-Ion	X	X	X	60 min.
DW0242	24V	X	60 min.	60 min.	X
DC9096	18V	20 min.	X	X	X
DC9180	18V XRP™ Li-Ion	X	X	X	X
DC9181	18V Compact Li-Ion	X	X	X	X
DC9144	14.4V Li-Ion	X	X	X	X
DC9091	14.4V	20 min.	X	X	X
DC9071	12V	20 min.	X	X	X
DW9061	9.6V	15 min.	X	X	X
DW9057	7.2V	12 min.	X	X	X



7.2V-18V 1 Hour Charger NiCd/NiMH/Li-Ion



7.2V-18V 1 Hour Vehicle Charger NiCd/NiMH/Li-Ion



7.2V-18V Dual Port 1 Hour Charger NiCd/NiMH/Li-Ion



7.2V-18V Worksite Radio/Charger NiCd/NiMH

SPECIFICATIONS		DC9310	DC9319	DC9320	DC011
DC9360	36V Li-Ion	X	X	X	X
DC9280	28V Li-Ion	X	X	X	X
DW0242	24V	X	X	X	X
DC9096	18V	60 min.	60 min.	60 min.	60 min.
DC9180	18V XRP™ Li-Ion	60 min.	60 min.	60 min.	X
DC9181	18V Compact Li-Ion	30 min.	30 min.	30 min.	X
DC9144	14.4V Li-Ion	60 min.	60 min.	60 min.	X
DC9091	14.4V	60 min.	60 min.	60 min.	60 min.
DC9071	12V	60 min.	60 min.	60 min.	60 min.
DW9061	9.6V	45 min.	45 min.	45 min.	45 min.
DW9057	7.2V	30 min.	30 min.	30 min.	30 min.



RECIPROCATING SAWS



13.0 Amp Reciprocating Saw Kit 12.0 Amp Reciprocating Saw Kit 10.0 Amp Reciprocating Saw Kit

SPECIFICATIONS	DW311K	DW310K	DW304PK
Amps	13.0 Amps	12.0 Amps	10.0 Amps
Strokes/Min	0-2,700 spm	0-2,700 spm	0-2,800 spm
Stroke Length	1-1/8"	1-1/8"	1-1/8"
Keyless Blade Clamp	Twist	Twist	Lever
4-Position Blade Clamp	No	No	Yes
Adjustable Shoe	Yes	Yes	Fixed
Variable-Speed Trigger	Yes	Yes	Yes
Variable-Speed Dial	Yes	No	No
Orbital Action	Yes	No	No
Anti-Slip Comfort Grip	Yes	No	No

CIRCULAR SAWS



SPECIFICATIONS	DW384	DW369CSK	DW368	DW364
Amps	15.0 Amps	15.0 Amps	15.0 Amps	15.0 Amps
Max Watts Out	2,075 W	2,200 W	2,200 W	2,075 W
No Load Speed	5,800 rpm	5,800 rpm	5,800 rpm	5,800 rpm
Bevel Capacity	50°	56°	56°	50°
Bevel Stops	N/A	45° / 22.5°	45° / 22.5°	N/A
Rear Pivot	Yes	N/A	N/A	Yes
Electric Brake	Yes	Yes	N/A	Yes
Blade Diameter	8-1/4"	7-1/4"	7-1/4"	7-1/4"
Depth Of Cut At 90°	2-15/16"	2-3/8"	2-3/8"	2-7/16"
Depth Of Cut At 45°	2-1/4"	1-3/4"	1-3/4"	1-7/8"

JIG SAWS



SPECIFICATIONS	DW331K	DW317K
Amps	6.5 Amps	5.5 Amps
Strokes/Min	500-3,100 spm	0-3,100 spm
Stroke Length	1"	1"
Keyless Blade Clamp	Yes	Yes
Dust Blower	Yes	N/A
Orbital Action	4-position	4-position
Tool Weight	6.4 lbs	6.2 lbs

SCROLL SAW



SPECIFICATIONS	DW788
Amps	1.3 Amps
Strokes/Min	400-1,750 spm
Stroke Length	3/4"
Depth Of Cut (inches)	2"
Tool Weight	56 lbs

TILE SAW



SPECIFICATIONS	D24000	D24000S	D240001
Amps	15.0 Amps		
Blade Diameter	10"		
Max Rip Capacity	24" Tile		
Diagonal Cut Capacity	18" Tile		
Plunge Feature	Yes		
Max. Depth of Cut	3-1/8"		
Integrated 45° Miter	Yes		
Integrated 22.5° Miter	Yes		
Length	34"		
Tool Weight	69 lbs		

HANDHELD TILE SAW



SPECIFICATIONS	DW861W
Amps	12.5 Amps
Bevel Capacity	45°
RPM	11,000
Arbor Size	20mm
Tool Weight	6.0 lbs

Horizontal Handle Improved Ergonomics
Provides increased comfort

LED Light or Laser Compatible
Designed for use with the DWS7085 LED Worklight or DW7187 Adjustable Miter Saw Laser System

Exclusive Machined Base Fence Support
Maintains fence perpendicularity with blade for cutting accuracy. Cuts 2x16 @ 90° and 12" @ 45°

Exclusive Bevel Detent System with 7 positive stops
Delivers fast accurate repeatable cuts

Miter Capacity Left 60° and Right 52°
For greater versatility

Adjustable Stainless Steel Miter Detent Plate with 9 Positive Stops
Improves productivity and ensures cutting accuracy

Miter Detent Override
Removes detent for precise miter angles

Cam Lock Miter Handle
Provides fast locking action of miter table

MITER SAWS

12" (305mm) Double-Bevel Sliding Compound Miter Saw **DW718**

10" (254mm) Double-Bevel Sliding Compound Miter Saw **DW717**

SPECIFICATIONS	DW718	DW717
Amps	15.0 Amps	15.0 Amps
No Load Speed	3,600 rpm	4,000 rpm
Blade Diameter	12"	10"
Arbor Size	5/8" or 1"	5/8"
Vertical Capacity: Baseboard Against Fence	6-1/2"	6" Left - 3-1/2" Right"
Vertical Capacity: Crown Molding Vertically Nested	6-5/8"	6 1/4"
Horizontal Capacity: Baseboard Lying Flat	16"	14"
Horizontal Capacity: Crown Molding Lying Flat	11-1/4"	10-3/4"
45° Bevel Cut Capacity (dimensional lumber)	2x14 (2x16 with back fence)	2x12 (2x14 with back fence)
90° Cross-Cut Capacity (dimensional lumber)	2x14 (2x16 with back fence)	2x12 (2x14 with back fence)

MITER SAWS

12" (305mm) Double-Bevel Compound Miter Saw **DW716**

12" (305mm) Single-Bevel Compound Miter Saw **DW715**

10" (254mm) Single-Bevel Miter Saw **DW713**

8-1/2" Single-Bevel Sliding Compound Miter Saw **DW712**

Miter Saw Stand **DW723**

SPECIFICATIONS	DW716	DW715	DW713	DW712	DW723
Amps	15.0 Amps	15.0 Amps	15.0 Amps	15.0 Amps	Quick Change Clamps
No Load Speed	3,600 rpm	4,000 rpm	5,000 rpm	5,400 rpm	12" Extension
Blade Diameter	12"	12"	10"	8-1/2"	Lightweight – 35 lbs
Arbor Size	5/8" or 1"	5/8" or 1"	5/8"	5/8"	Supports up to 400 lbs
Vertical Capacity: Baseboard Against Fence	6-1/2"	6-1/2"	3-1/2"	3-1/4"	
Vertical Capacity: Crown Molding Vertically Nested	6-5/8"	5-1/4"	4-1/2"	3-1/2"	
Horizontal Capacity: Baseboard Lying Flat	8" (10" with back fence)	8"	6"	11.8"	
Horizontal Capacity: Crown Molding Lying Flat	6-1/2"	6-1/2"	5-1/4"	11.8"	
45° Bevel Cut Capacity (dimensional lumber)	2x8 (2x10 with back fence)	2x8	2x6	2x12	
90° Cross-Cut Capacity (dimensional lumber)	2x8 (2x10 with back fence)	4x8	4x4	2x12	

MITER SAW/STAND ATTACHMENTS

- DW7050 – Extension Kit (for DW705)
- DW7051 – Length Stop (for all DeWALT Miter Saws)
- DW7052 – Material Clamp (for DW705)
- DW7053 – Dust Bag (for all DeWALT Miter Saws)
- DW7084 – Crown Stops (for DW703, DW706, DW708, DW712, DW713, DW715, DW716, DW717 & DW718)
- DW7054 – Crown Stops (for DW705)
- DW7055 – Miter Saw Replacement Kerf Plate (for DW703, DW705S, DW706, DW715 & DW716)
- DW7080 – Extension Kit (for DW703, DW706, DW708, DW712, DW713, DW715, DW716, DW717 & DW718)
- DW7082 – Vertical Clamp (for DW703, DW706, DW708, DW712, DW713, DW715, DW716, DW717 & DW718)
- DW7231 – Miter Saw Workstation Tool Mounting Brackets (for DW723)
- DW7232 – Miter Saw Workstation Work Piece Support and Length Stop (for DW723)

TABLE SAWS

10" Compact Job Site Table Saw with Site-Pro™ Modular Guarding System **DW745**

10" Job Site Table Saw with Site-Pro™ Modular Guarding System **DW744X**

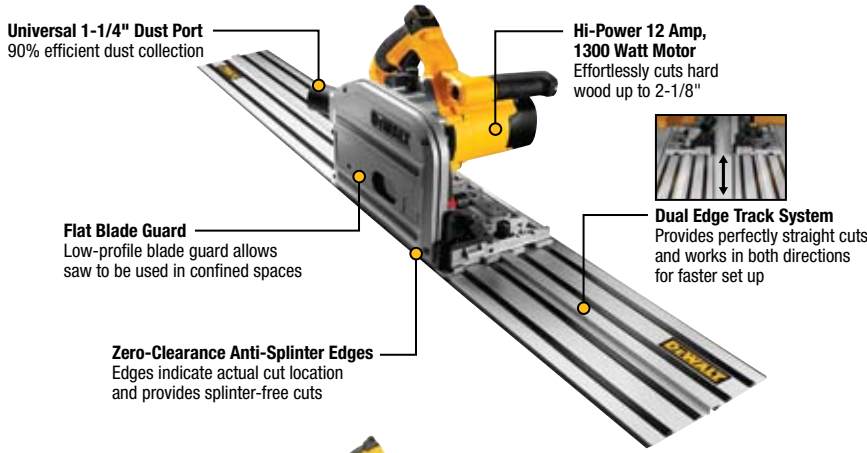
10" Compact Job Site Table Saw w/ Rolling Stand **DW744XRS**

Rolling Table Saw Stand **DW7440RS**

SPECIFICATIONS	DW745	DW744X	DW744XRS	DW7440RS
Amps	15.0 Amps	15.0 Amps		
No Load Speed	3,850 rpm	3,650 rpm		
Blade Diameter	10"	10"		
Arbor Size	5/8"	5/8"		
Dust Port Diameter	2-1/2"	2-1/4"		
Depth Of Cut At 90°	3-1/8"	3-1/8"		
Depth Of Cut At 45°	2-1/4"	2-1/4"		
Max Rip To Right Of Blade	16"	24-1/2"		
Max Rip To Left Of Blade	12"	15-1/2"		
Max Width Of Dado	N/A	13/16"		

PORTABLE TABLE SAW ATTACHMENTS

- DW7440 – Portable Table Saw Stand for DW744
- DW7441 – Out feed and Side Support
- DW7442 – Thick Kerf Riving Knife for DW744
- DW7444 – Dado Throat Plate for DW744
- DW7450 – Table Saw Stand for DW745
- DW7452 – Thick Kerf Riving Knife for DW745



6-1/2" (165mm) Blade
20mm arbor size
2-1/8" (55mm) depth capacity @ 90° *
1-5/8" (42mm) depth capacity @ 45° *
**measured on the track*



Continuous Anti-Kickback
Prevents kickback when engaged



Straight Plunge
Parallel-link plunge mechanism for optimal ergonomics



TRACKSAWS

6-1/2" (165mm) TrackSaw Kit

TrackSaw Kit with 59" and 102" Tracks

TrackSaw Kit with 102" Track

TrackSaw Kit with 59" Track

SPECIFICATIONS	DWS520K	DWS520CK	DWS520LK	DWS520SK
Power	12.0 Amp, 1300 W			
No Load Speed	1,750 - 4,000 rpm			
Blade Diameter	6-1/2" (165mm)			
Bevel Capacity	47°			
Max. Cut at 90°	2-1/8"			
Max. Cut at 45°	1-5/8"			
Weight	11.5 lbs			



TRACK SAW ATTACHMENTS


DW5240 – Precision ground woodworking blade for TrackSaw System - 40T	DWS5025 – TRACKSAW Track Bag	DWS5030 – TrackSaw Replacement Glide Strip
DW5258 – Precision ground woodworking blade for TrackSaw System - 48T	DWS5026 – Track Saw Track Clamps	DWS5031 – TrackSaw Router Adapter
DWS5020 – 46" Track Saw Track	DWS5027 – TrackSaw T-Square	DWS5032 – TrackSaw Replacement Friction Strip
DWS5022 – 59" Track Saw Track	DWS5028 – Track Saw Miter Gauge	DWS5033 – Track Connector
DWS5023 – 102" Track Saw Track	DWS5029 – TrackSaw Replacement Zero-clearance Anti Splinter Strip	



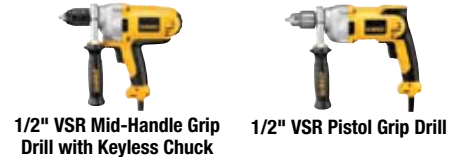
6-1/2" (165mm) 28V Cordless Li-Ion TrackSaw Kit

CORDLESS TRACKSAW

SPECIFICATIONS	DC351KL
Power	28V, 700 W
No Load Speed	3500 rpm
Blade Diameter	6-1/2" (165mm)
Bevel Capacity	47°
Max. Cut at 90°	2-1/8"
Max. Cut at 45°	1-5/8"
Weight	12.3 lbs
Charger/Batteries	1 hour / (2) 28V Li-Ion
Includes	6-1/2" (20mm arbor size) 40-tooth ultra fine finishing blade, blade wrench and kit box



1/2" VSR DRILLS



SPECIFICATIONS	DWD215G	DWD210G
Chuck Size	1/2"	1/2"
Amps	10.0 Amps	10.0 Amps
No Load Speed	0-1,200 rpm	0-1,200 rpm
Max Watts Out	980 W	980 W
Keyless Chuck	Yes	No
Capacity In Wood (Spade Bit)	1-1/2"	1-1/2"
Capacity In Wood (Auger Bit)	1-1/2"	1-1/2"
Capacity In Steel (Twist Bit)	1/2"	1/2"
Capacity In Steel (Hole Saw)	2"	2"
Tool Weight	5.2lbs	4.9lbs

1/2" VSR DRILLS



SPECIFICATIONS	DW235G	DW239	DW245	DW246	DW249
Chuck Size	1/2"	1/2"	1/2"	1/2"	1/2"
Amps	7.8 Amps	7.8 Amps	7.8 Amps	7.8 Amps	7.8 Amps
No Load Speed	0-850 rpm	0-850 rpm	0-600 rpm	0-600 rpm	0-600 rpm
Max Watts Out	600 W	600 W	600 W	600 W	600 W
Keyless Chuck	No	No	No	Yes	No
Capacity In Wood (Spade Bit)	1-1/2"	1-1/2"	1-1/2"	1-1/2"	1-1/2"
Capacity In Wood (Auger Bit)	1-1/8"	1-1/8"	1-1/2"	1-1/2"	1-1/2"
Capacity In Steel (Twist Bit)	1/2"	1/2"	1/2"	1/2"	1/2"
Capacity In Steel (Hole Saw)	2"	2"	2-3/4"	2-3/4"	2-3/4"
Tool Weight	4.2 lbs	4.2 lbs	4.4 lbs	4.4 lbs	4.5 lbs

3/8" VSR DRILLS



SPECIFICATIONS	DWD115K	DWD112	DWD110K	D21002
Chuck Size	3/8"	3/8"	3/8"	3/8"
Keyless Chuck	Yes	Yes	Yes	N/A
Amps	8.0 Amps	7.0 Amps	7.0 Amps	6.0 Amps
No Load Speed	0-2,500 rpm	0-2,500 rpm	0-2,500 rpm	0-2,500 rpm
Max Watts Out	650 W	650 W	650 W	480 W
Kit Box	Yes	No	Yes	No
Capacity In Wood (Spade Bit)	1"	1"	1"	1"
Capacity In Wood (Hole Saw)	1-1/8"	1-1/8"	1-1/8"	1-1/8"
Capacity In Steel (Twist Bit)	3/8"	3/8"	3/8"	3/8"
Tool Weight	4.1 lbs	4.1 lbs	4.1 lbs	3.2 lbs



SPECIFICATIONS	DW223G	DW222	DW160V
Chuck Size	3/8"	3/8"	3/8"
Keyless Chuck	No	Yes	No
Amps	7.0 Amps	6.7 Amps	3.7 Amps
No Load Speed	0-1,200 rpm	0-1,200 rpm	0-1,200 rpm
Max Watts Out	560 W	520 W	200 W
Capacity In Wood (Spade Bit)	1-1/4"	1-1/4"	1-1/8"
Capacity In Wood (Hole Saw)	2-1/8"	2-1/8"	1-1/8"
Capacity In Steel (Twist Bit)	3/8"	3/8"	3/8"
Tool Weight	3.6 lbs	3.3 lbs	3.75 lbs

1/4" VSR DRILL

SPECIFICATIONS	DW217
Chuck Size	1/4"
Amps	6.7 Amps
No Load Speed	0-4,000 rpm
Max Watts Out	510 W
Keyless Chuck	No
Capacity In Wood (Spade Bit)	3/4"
Capacity In Wood (Hole Saw)	N/A
Capacity In Steel (Twist Bit)	1/4"
Tool Weight	3.2 lbs

1/2" SPECIALTY DRILLS



1/2" VSR Stud & Joist Drill w/ Clutch and Bind-Up Control® 1/2" Stud & Joist Drill 1/2" Right Angle Drill Kit 1/2" Spade Handle Drill 1/2" End Handle Drill

SPECIFICATIONS	DWD460/K	DW124/K	DW120K	DW130V	DW140
Chuck Size	1/2"	1/2"	1/2"	1/2"	1/2"
Amps	11.0 Amps	11.5 Amps	7.0 Amps	9.0 Amps	7.0 Amps
No Load Speed	0-330/0-1,300 rpm	300/1,200 rpm	400/600/900 rpm	0-550 rpm	600 rpm
Max Watts Out	1015 W	850 W	580 W	600 W	580 W
Kit Box	No/Yes	No/Yes	Yes	No	No
Mechanical Clutch	Yes and Bind-Up Control™	Yes	No	No	No
Capacity In Wood (Auger Bit)	1-1/2"	1-1/2"	1-1/2"	1-1/2"	1-1/2"
Capacity In Steel (Twist Bit)	1/2"	1/2"	1/2"	1/2"	1/2"
Capacity In Steel (Hole Saw)	5"	5"	5"	3"	1-1/2"
Tool Weight	11.75 lbs	13.5 lbs	9.75 lbs	7.5 lbs	7.0 lbs

SCREWDRIVERS



5,300 rpm High Speed VSR Drywall Scrugun 4,000 rpm Lightweight VSR Drywall Scrugun 4,000 rpm Heavy-Duty VSR Drywall Scrugun 2,500 rpm VSR All-Purpose Scrugun 2,500 rpm Heavy-Duty VSR All-Purpose Scrugun 2,500 rpm VSR Depth-Sensitive TEKS® Scrugun

SPECIFICATIONS	DW255	DW252	DW272/W/WT	DW257	DW276	DW266
Amps	6.0 Amps	6.0 Amps	6.3 Amps	6.2 Amps	6.5 Amps	6.5 Amps
No Load Speed	0-5,300 rpm	0-4,000 rpm	0-4,000 rpm	0-2,500 rpm	0-2,500 rpm	0-2,500 rpm
Clutch	Standard	Standard	Standard	Standard	Standard	Standard
Torque	60 in-lbs	60 in-lbs	81 in-lbs	132 in-lbs	132 in-lbs	132 in-lbs
Max Fastener Size	#8	#8	#8	#12	#14	#14
Tool Weight	2.9 lbs	2.8 lbs	3.1 lbs	3.5 lbs	3.6 lbs	3.5 lbs

W = 50 ft. cord
WT = 50 ft. twist lock cord



2,500 rpm Lightweight VSR All-Purpose Scrugun with Kit Box 2,000 rpm VSR VERSA-CLUTCH™ Scrugun 2,500 rpm VSR VERSA-CLUTCH™ Scrugun 1,000 rpm VSR VERSA-CLUTCH™ Scrugun 2,500 rpm VSR Positive-Clutch Scrugun with 1/4" Bit Holder 2,500 rpm VSR Positive-Clutch Scrugun with Threaded Clutch Housing

SPECIFICATIONS	DW260K	DW267	DW268	DW269	DW281	DW284
Amps	6.2 Amps	6.5 Amps	6.5 Amps	6.5 Amps	6.5 Amps	6.5 Amps
No Load Speed	0-2,500 rpm	0-2,000 rpm	0-2,500 rpm	0-1,000 rpm	0-2,500 rpm	0-2,500 rpm
Clutch	Standard	VERSA-CLUTCH®	VERSA-CLUTCH®	VERSA-CLUTCH®	Positive	Positive
Torque	132 in-lbs	164 in-lbs	132 in-lbs	344 in-lbs	132 in-lbs	132 in-lbs
Max Fastener Size	#12	#14	#14	#14	#14	#14
Tool Weight	3.2 lbs	3.7 lbs	3.7 lbs	3.7 lbs	3.4 lbs	3.3 lbs
Includes	1/4" 5/16" 3/8" Nut Setters, 3 Locators and Kit Box					

IMPACT WRENCHES



1/2" Impact Wrench 1/2" Impact Wrench 3/4" Impact Wrench 3/4" Impact Wrench

SPECIFICATIONS	DW292/K	DW293	DW294	DW297
Amps	7.5 Amps	7.5 Amps	7.5 Amps	7.5 Amps
No Load Speed	2,100 rpm	2,100 rpm	2,100 rpm	1,600 rpm
Max. Torque	345 ft-lbs	345 ft-lbs	345 ft-lbs	434 ft-lbs
Impacts/Min	2,700 ipm	2,700 ipm	2,700 ipm	1,800 ipm
Anvil Type	Detent Pin	Hog Ring	Detent Pin	Detent Pin
Tool Length	11-1/4"	11-1/4"	11-1/4"	13"
Tool Weight	7.0 lbs	7.0 lbs	7.0 lbs	11.0 lbs
Kit Box	No/Yes	No	No	No

CUT-OUT TOOL



Cut-Out Tool

SPECIFICATIONS	DW660
Amps	5.0 Amps
No Load Speed	30,000 rpm
Collet Diameter	1/8", 1/4"
Adjustable Guide	Yes
Spindle Lock	Yes
Tool Length	10"
Tool Weight	3.2 lbs

HAMMERDRILLS



1/2" VSR Single Speed Hammerdrill



1/2" VSR Dual Range Hammerdrill



1/2" VSR Pistol Grip Hammerdrill



1/2" VSR Mid-Handle Grip Hammerdrill Kit

SPECIFICATIONS	DW511	DW505	DWD520/K	DWD525K
Amps	7.8 Amps	7.8 Amps	10.0 Amps	10.0 Amps
Max Watts Out	650 W	650 W	980 W	980 W
No Load Speed	0-2,700 rpm	0-1,100 / 0-2,700 rpm	0-1,200 / 0-3,500 rpm	0-1,200 / 0-3,500 rpm
Blows/Min	0-46,000 bpm	0-19,000 / 0-46,000 bpm	0-56,000 bpm	0-56,000 bpm
Capacity In Steel	1/2"	1/2"	1/2"	1/2"
Capacity In Wood	1-1/4"	1-1/2"	1-1/2"	1-1/2"
Concrete Optimum	5/32" - 3/8"	5/32" - 3/8"	5/32" - 7/16"	5/32" - 7/16"
Kit Box	No	No	No/Yes	Yes
Tool Length	11-1/2"	13"	14"	13"
Tool Weight	4.3 lbs	4.8 lbs	6.0 lbs	6.0 lbs



1" Pistol Grip Single Mode SDS Hammer Kit



1" Pistol Grip Three Mode SDS Hammer Kit



1" D-Handle Single Mode SDS Hammer Kit



1" D-Handle Three Mode SDS Hammer Kit

SDS ROTARY HAMMERS

SPECIFICATIONS	D25111K	D25113K	D25211K	D25213K
Optimal Concrete Drilling	5/32" - 5/8"	5/32" - 5/8"	5/32" - 5/8"	5/32" - 5/8"
Amps	8.0 Amps	8.0 Amps	8.0 Amps	8.0 Amps
Impact Energy	2.2 ft-lbs	2.5 ft-lbs	2.2 ft-lbs	2.5 ft-lbs
No Load Speed	0-1,150 rpm	0-1,150 rpm	0-1,150 rpm	0-1,150 rpm
Blows/Min	0-4,300 bpm	0-4,300 bpm	0-4,300 bpm	0-4,300 bpm
Chipping	No	Yes	No	Yes
Clutch	Yes - Factory Set	Yes - Factory Set	Yes - Factory Set	Yes - Factory Set
Tool Length	14.2"	14.2"	16.6"	16.6"
Tool Weight	5.6 lbs	5.7 lbs	5.9 lbs	6.1 lbs
Warranty - Service Contract	1 Yr	1 Yr	1 Yr	1 Yr



1" L-Shape Three Mode SDS Hammer Kit



1" L-Shape Three Mode SDS Hammer w/Quick Change Chuck Kit



1-1/8" SDS Hammer Kit



HEPA Dust Extraction for L-Shape SDS Hammer

SPECIFICATIONS	D25313K	D25314K	D25404K
Optimal Concrete Drilling	5/32" - 5/8"	5/32" - 5/8"	3/8" - 7/8"
Amps	8.0 Amps	8.0 Amps	8.3 Amps
Impact Energy	2.5 ft-lbs	2.5 ft-lbs	3.34 ft-lbs
No Load Speed	0-1,150 rpm	0-1,150 rpm	0-730 rpm
Blows/Min	0-4,300 bpm	0-4,300 bpm	0-4,100 bpm
Chipping	Yes	Yes	Yes
Clutch	Yes - Factory Set	Yes - Factory Set	Yes - Factory Set
Tool Length	11.5"	12.1"	15.25"
Tool Weight	6.5 lbs	6.8 lbs	10.75 lbs
Warranty - Service Contract	1 Yr	1 Yr	1 Yr

DUST EXTRACTION

SPECIFICATIONS	D25300DH
Built In Motor	Yes
Shut Off Delay	Yes
Weight	3.3 lbs
HEPA Certified	Yes
Fits Models	D25303, D25304, D25313, D25314

SDS MAX ROTARY HAMMERS



1-9/16" SDS Max Rotary Hammer Kit



1-3/4" SDS Max Rotary Hammer Kit



1-7/8" SDS Max Combination Hammer Kit



2" SDS Max Combination Hammer Kit

SPECIFICATIONS	D25500K	D25600K	D25701K	D25730K
Optimal Concrete Drilling	3/8" - 1-1/4"	1/2" - 1-3/8"	5/8" - 1-9/16"	1" - 1-3/4"
Amps	11.0 Amps	11.5 Amps	13.0 Amps	15.0 Amps
Impact Energy	7.3 ft-lbs	8.0 ft-lbs	11.7 ft-lbs	15.0 ft-lbs
Vibration Control	No	No	Yes - SHOCKS™	Yes - SHOCKS™
No Load Speed	140-280 rpm	140-280 rpm	137-275 rpm	125-250 rpm
Blows/Min	1,330-2,660 bpm	1,330-2,660 bpm	1,260-2,520 bpm	1,150-2,304 bpm
Clutch	Yes - Factory Set	Yes - Factory Set	Yes - 2 Stage CTC [®]	Yes - 2 Stage CTC [®]
Tool Length	18.5"	18.5"	20.5"	23.0"
Tool Weight	13.0 lbs	13.4 lbs	17.5 lbs	19.2 lbs
Warranty - Service Contract	1 Yr	1 Yr	2 Yr	2 Yr



SPLINE ROTARY HAMMERS

1-9/16" Spline Rotary Hammer Kit 1-9/16" Spline Rotary Hammer Kit 1-3/4" Spline Rotary Hammer Kit

SPECIFICATIONS	D25550K	D25551K	D25650K
Optimal Concrete Drilling	3/8" - 1-1/4"	3/8" - 1-1/4"	1/2" - 1-3/8"
Amps	11.0 Amps	11.0 Amps	11.5 Amps
Impact Energy	7.3 ft-lbs	7.3 ft-lbs	8 ft-lbs
No Load Speed	140-280 rpm	140-280 rpm	140-280 rpm
Blows/Min	1,330-2,660 bpm	1,330-2,660 bpm	1,330-2,660 bpm
Chipping	Yes	Yes	Yes
Clutch	Yes - Factory Set	Yes - Factory Set	Yes - Factory Set
Tool Length	18.5"	18.5"	18.5"
Tool Weight	13.0 lbs	13.0 lbs	13.4 lbs
Warranty - Service Contract	1 Yr	1 Yr	1 Yr



CHIPPING HAMMERS

SDS Chipping Hammer Kit SDS Max Chipping Hammer Kit Spline Chipping Hammer Kit Large SDS Max Hammer Kit

SPECIFICATIONS	D25330K	D25830K	D25850K	D25890K
Amps	8.0 Amps	11.5 Amps	11.5 Amps	15.0 Amps
Impact Energy	6.3 ft-lbs	8.0 ft-lbs	8.0 ft-lbs	15.0 ft-lbs
Vibration Control	No	No	No	Yes - SHOCKS™
Blows/Min	0-4,100 bpm	1,330-2,660 bpm	1,330-2,660 bpm	1,152-2,304 bpm
Variable Impact Control Dial	No	Yes - 7 Settings	Yes - 7 Settings	Yes - 8 Settings
Chisel Rotation	Yes	Manual	Manual	Yes
Tool Length	11.5"	18.5"	18.5"	23"
Tool Weight	6.5 lbs	12.3 lbs	13.2 lbs	19.0 lbs
Warranty - Service Contract	1 Yr	1 Yr	1 Yr	2 Yr



DEMOLITION HAMMERS

SDS Max Demolition Hammer Kit SDS Max Demolition Hammer Kit 3/4" Hex Demolition Hammer Kit

SPECIFICATIONS	D25899K	D25901K	D25941K
Amps	14.0 Amps	14.0 Amps	15.0 Amps
Impact Energy	18.5 ft-lbs	3.7 - 18.5 ft-lbs	22.0 ft-lbs
Vibration Control	No	Yes - SHOCKS™	Yes - SHOCKS™
Blows/Min	2,040 bpm	1,020-2,040 bpm	1,620 bpm
Variable Impact Control	No	Yes	No
Chisel Rotation	One-step, 12 Positions	One-step, 12 Positions	One-step, 12 Positions
Tool Length	25.8"	26.8"	29.7"
Tool Weight	21.2 lbs	23.4 lbs	27.2 lbs
Warranty - Service Contract	1 Yr	2 Yr	2 Yr



Pavement Breaker Pavement Breaker with Hammer Truck and Steel Hammer Truck and Steel

PAVEMENT BREAKER

SPECIFICATIONS	D25980	D25980K	D259803
Steel Type	1-1/8" Hex		
Amps	15.0 Amps		
Impact Energy	61.0 ft-lbs		
Blows/Min	900 bpm		
Vibration Control	Yes - SHOCKS™		
Tool Length	27.5"		
Tool Weight	68.3 lbs		
Hand Truck	Multipurpose		
Warranty - Service Contract	2 Yr		



13.0 Amp, 2.3 Max. Motor HP DeWALT-Built Motor

Jam-Pot, Low Profile Gear Case
Provides precise gear alignment

Keyless Adjustable Guard
Provides tool-free guard adjustment

Quick-Change Wheel Release
Allows the user to remove wheels without using a wrench

Oversized, Protected Spindle Lock Button

E-CLUTCH[®]
Shuts The Grinder Off During A Sudden Stall To protect against gear stripping, motor burn-up and reduce the risk of kickback

Dust Ejection System™
Increases durability

One-Piece Brush Arm
Prevents brush hang-up

SMALL ANGLE GRINDERS



4-1/2" (115mm) Small Angle Grinder

4-1/2" Paddle Switch Grinder (grounded)

SPECIFICATIONS	D28110	DW802G
Amps	7.0 AC/DC Amps	9.0 AC/DC Amps
Max Watts Out / Horsepower	800 W / 1.1 HP	1,000 W / 1.3 HP
No Load Speed	11,000 rpm	10,000 rpm
Use Accessories RPM Above	11,000 rpm	10,000 rpm
Spindle Thread	5/8"-11	5/8"-11
Switch Type	Slide	Paddle w/ lock-on
Dust Ejection System™	No	No
Tool-Free Flange System	Yes	Yes
Tool Length	10-3/4"	11.5"
Tool Weight	4.1 lbs	5.1 lbs

SMALL ANGLE GRINDERS



4-1/2" (115mm) Small Angle Grinder

4-1/2" Small Angle Grinder w/ No Lock-On

4-1/2" (115mm) Small Angle Grinder

SPECIFICATIONS	D28402	D28402N	D28112
Amps	10.0 AC/DC Amps	10.0 AC/DC Amps	10.0 AC/DC Amps
Max Watts Out / Horsepower	1,200 W / 1.6 HP	1,200 W / 1.6 HP	1,200 W / 1.6 HP
No Load Speed	11,000 rpm	11,000 rpm	11,000 rpm
Use Accessories RPM Above	11,000 rpm	11,000 rpm	11,000 rpm
Spindle Thread	5/8"-11	5/8"-11	5/8"-11
Switch Type	Paddle w/ lock-on	Paddle no lock-on	Slide
Dust Ejection System	Yes	Yes	Yes
Tool-Free Flange System	Yes	Yes	Yes
Tool Length	11-1/4"	11-1/4"	11-1/4"
Tool Weight	4.6 lbs	4.6 lbs	4.6 lbs

MEDIUM ANGLE GRINDERS



5" (125mm) Medium Angle Grinder

7" (180mm) Medium Angle Grinder

SPECIFICATIONS	DW831	DW840
Amps	12.0 AC/DC Amps	13.0 AC/DC Amps
Max Watts Out / Horsepower	1,837 W / 2.5 HP	2,250 W / 3.0 HP
No Load Speed	10,000 rpm	8,000 rpm
Use Accessories RPM Above	10,000 rpm	8,000 rpm
Spindle Lock	Yes	Yes
Spindle Thread	5/8"-11	5/8"-11
Tool Length	14.33"	16.1"
Tool Weight	7.4 lbs	8.0 lbs

HP SMALL ANGLE BODY GRIP



6" High Performance Cut-Off/Grinder

6" High Performance Cut-Off/Grinder

6" High Performance Cut-Off/Grinder

4-1/2" / 5" High Performance Grinder

4-1/2" / 5" High Performance Grinder

4-1/2" - 5" High Performance Grinder

SPECIFICATIONS	D28144	D28144N	D28140	D28114	D28114N	D28131
Amps	13.0 AC Amps	13.0 AC Amps	13.0 AC Amps	13.0 AC Amps	13.0 AC Amps	13.0 AC Amps
Max Watts Out / Horsepower	1,700 W / 2.3 HP	1,700 W / 2.3 HP	1,700 W / 2.3 HP	1,700 W / 2.3 HP	1,700 W / 2.3 HP	1,700 W / 2.3 HP
No Load Speed	9,000 rpm	9,000 rpm	9,000 rpm	11,000 rpm	11,000 rpm	11,000 rpm
Spindle Thread	5/8"-11	5/8"-11	5/8"-11	5/8"-11	5/8"-11	5/8"-11
Switch Type	Paddle w/ lock-on	Paddle no lock-on	Slide	Paddle w/ lock-on	Paddle no lock-on	Slide
Dust Ejection System™	Yes	Yes	Yes	Yes	Yes	Yes
Tool-Free Flange System	Yes	Yes	Yes	Yes	Yes	Yes
E-Clutch [®] / Overload Protection	Yes	Yes	Yes	Yes	Yes	Yes
Tool Length	13.0"	13.0"	13.0"	13.0"	13.0"	13.0"
Tool Weight	4.6 lbs	4.6 lbs	4.6 lbs	4.6 lbs	4.6 lbs	4.6 lbs

HP SMALL ANGLE TRIGGER GRIP



5" / 6" High Performance Grinder w/ Trigger Grip

5" / 6" High Performance Grinder w/ No-Lock On Trigger Grip

4-1/2" / 5" High Performance Grinder w/ Trigger Grip

4-1/2" / 5" High Performance Grinder w/ No-Lock On Trigger Grip

SPECIFICATIONS	D28065	D28065N	D28115	D28115N
Amps	13.0 Amps AC/DC	13.0 Amps AC/DC	13.0 Amps AC/DC	13.0 Amps AC/DC
Max Watts Out / Horsepower	1,700 W / 2.3 HP	1,700 W / 2.3 HP	1,700 W / 2.3 HP	1,700 W / 2.3 HP
No Load Speed	9,000 rpm	9,000 rpm	9,000 rpm	9,000 rpm
Spindle Thread	5/8"-11	5/8"-11	5/8"-11	5/8"-11
Switch Type	Trigger	Trigger	Trigger	Trigger
Dust Ejection System™	Yes	Yes	Yes	Yes
Tool-Free Flange System	Yes	Yes	Yes	Yes
E-Clutch [®] / Overload Protection	No	No	No	No
Tool Length	15.25"	15.25"	15.25"	15.25"
Tool Weight	4.75 lbs	4.75 lbs	4.75 lbs	4.75 lbs



LARGE ANGLE GRINDERS

	9" (230mm) Large Angle Grinder	9" (230mm) Large Angle Grinder	7" (180mm) Large Angle Grinder	7" (180mm) Large Angle Grinder	7" / 9" Large Angle Sander	7" & 9" 5.3 HP Large Angle Grinder
SPECIFICATIONS	D28493N	D28494N	D28494S	D28474W	D28497	D28499X
Amps	15.0 AC/DC Amps	15.0 AC/DC Amps	15.0 AC/DC Amps	15.0 AC/DC Amps	15.0 AC/DC Amps	15.0 AC/DC Amps
Max Watts Out / Horsepower	3,084 W / 4.1 HP	3,084 W / 4.1 HP	3,084 W / 4.1 HP	3,084 W / 4.1 HP	3,084 W / 4.1 HP	3,950 W / 5.3 HP
No Load Speed	5,000 rpm	6,000 rpm	6,000 rpm	8,000 rpm	6,000 rpm	6,000 rpm
Use Accessories RPM Above	5,000 rpm	6,000 rpm	6,000 rpm	8,000 rpm	6,000 rpm	6,000 rpm
Spindle Lock	Yes	Yes	Yes	Yes	Yes	Yes
Spindle Thread	5/8"-11	5/8"-11	5/8"-11	5/8"-11	5/8"-11	5/8"-11
Motor Abrasion Protection	Yes	Yes	Yes	Yes	Yes	Yes
Steel-Cut Gears	Yes	Yes	Yes	Yes	Yes	Yes
Tool Length	19.2"	19.2"	19.2"	19.2"	19.2"	20.7"
Tool Weight	13.6 lbs	13.6 lbs	13.15 lbs	13.15 lbs	12.9 lbs	14.5 lbs

GRINDER ACCESSORIES (for additional Grinder Accessories see page 28)

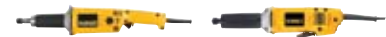
CAT #	DESCRIPTION	CAT #	DESCRIPTION
Guards		Guards for Discontinued Grinders	
D284931	7" Guard (Type 1 wheels)	DW4705	Diamond Blade Guard
D284932	Type 1 Flange Set	DW4707	7" Guard for use on the DW493/DW494 Grinder
D284937	7" Keyless Guard (Type 27 wheels)	DW4708	9" Guard for use on the DW493/DW494 Grinder
D284938	9" keyless guard (Type 28 wheels)	DW4718	7" Guard Kit for use on the DW493/DW494 Grinder
D284939	9" keyless guard (Type 27 wheels)	DW4720	9" Guard Kit for use on the DW493/DW494 Grinder
D284991	4-1/2" Jumbo Flap Disc Grinder Guard	Flaring Cup Guards	
D284992	5" Jumbo Flap Disc Keyless Guard for Small Angle Grinder	DW4730	4" Adjustable Guard for use on the DW493/DW494 Grinder
D284993	6" Jumbo Flap Disc Keyless Grinder Guard for Small Angle Grinder	DW4731	5" Adjustable Guard for use on the DW493/DW494 Grinder
		DW4732	6" Adjustable Guard for use on the DW493/DW494 Grinder
		D284933	Type 11 Flaring Cup wheel backing flange
		D284934	4" Adjustable Flaring Cup Wheel guard (Type 11 wheels)
		D284936	6" adjustable Flaring Cup wheel guard (Type 11 wheels)

POLISERS



	7"/9" Electronic Variable Speed Polisher	7"/9" Variable Speed Polisher	7"/9" Single Speed Polisher
SPECIFICATIONS	DW849	DW847	DW845
Amps	8.0 AC Amps	7.0 AC Amps	7.0 AC Amps
Max Watts Out	1,400 W	700 W	700 W
No Load Speed	0-1,000/0-3,000 rpm	0-1,750 rpm	2,300 rpm
Spindle Thread	5/8"-11	5/8"-11	5/8"-11
Spindle Lock	Yes	Yes	Yes
Tool Length	17.3"	15.9"	15.9"
Tool Weight	8.25 lbs	7.8 lbs	7.8 lbs

DIE GRINDERS



	2" (50mm) Die Grinder	1-1/2" (40mm) Die Grinder
SPECIFICATIONS	DW888	DW887
Amps	5.0 AC/DC Amps	3.0 AC/DC Amps
Max Watts Out	485 W	350 W
No Load Speed	19,000 rpm	25,000 rpm
Use Accessories RPM Above	19,000 rpm	25,000 rpm
Spindle Lock	N/A	N/A
Spindle Thread	1/4" collet & 1/8" sleeve	1/4" collet & 1/8" sleeve
Tool Length	19.2"	13.0"
Tool Weight	6.0 lbs	3.25 lbs

STRAIGHT GRINDERS



	6" (150mm) Straight Grinder	2-1/2" (65mm) Straight Grinder
SPECIFICATIONS	DW882	DW880
Amps	13.0 AC/DC Amps	5.0 AC/DC Amps
Max Watts Out	2,250 W	485 W
No Load Speed	5,700 rpm	19,000 rpm
Use Accessories RPM Above	5,700 rpm	19,000 rpm
Spindle Lock	No	No
Spindle Thread	5/8"-11	3/8"-24
Tool Length	24.4"	18.5"
Tool Weight	14.8 lbs	6.8 lbs

BENCH GRINDERS



	8" (205mm) Bench Grinder	6" (150mm) Bench Grinder
SPECIFICATIONS	DW758	DW756
Amps	4.2 AC Amps	4.0 AC Amps
Horsepower	3/4 HP	5/8 HP
No Load Speed	3,600 rpm	3,450 rpm
Wheel Diameter	8"	6"
Spindle Diameter	5/8"	1/2"
Adjustable Tool Resets	Yes	Yes
Tool Length	16.0"	15.0"
Tool Weight	39.5 lbs	28.5 lbs

SHEARS



SPECIFICATIONS	DW890	DW891	DW892	DW893	D28605
Amps	5.0 AC/DC Amps	5.0 AC/DC Amps	3.0 AC/DC Amps	6.5 AC/DC Amps	6.5 AC/DC Amps
Max Watts Out	470 W	470 W	384 W	225 W	800 W
Strokes/Min	0-2,500 spm	0-2,500 spm	2,700 spm	1,950 spm	0-2,500 spm
Capacity (Mild Steel)	18 ga.	14 ga.	14 ga.	12 ga.	N/A
Capacity (Stainless Steel)	20 ga.	16 ga.	16 ga.	14 ga.	N/A
Replacement Parts—Left/Right Blade	DW8999/DW8900	DW8999/DW8900	—	—	—
Center Blade	DW8901	DW8902	DW8920	DW8930	—
Tool Length	9.1"	9.1"	9.5"	10.5"	9.1"
Tool Weight	5.0 lbs	5.0 lbs	5.5 lbs	4.5 lbs	4.5 lbs

NIBBLERS



SPECIFICATIONS	DW896	DW897	DW898
Amps	3.0 AC/DC Amps	6.5 AC/DC Amps	6.5 AC/DC Amps
Max Watts Out	385 W	225 W	225 W
Strokes/Min	2,100 spm	1,950 spm	1,950 spm
Capacity (Mild Steel)	16 ga.	16 ga.	14 ga.
Capacity (Stainless Steel)	18 ga.	18 ga.	16 ga.
Starting Hole	1"	1"	5/8"
Tool Length	9.75"	10.5"	10.5"
Tool Weight	4.5 lbs	4.5 lbs	4.5 lbs

BAND SAWS



SPECIFICATIONS	DW328/K	DWM120/K
Amps	6.0 AC/DC Amps	10 AC Amps
Ft./Min.	100-245 fpm	100 - 350 fpm
Max Capacity (Rectangular)	4-3/4"	5" X 4-3/4"
Max Capacity (Round)	4-1/2" x 4-3/4"	5"
Front Handle Style	Pommel	Multi Position Bale
LED Light	No	Yes
AC/DC Capability	Yes	No
Rubber Bumpers	No	Yes w/ serviceable shroud
Tool Length	21.5"	21"
Tool Weight	14.0 lbs	15.0 lbs

CHOP SAWS



SPECIFICATIONS	D28715	D28700
Amps	15.0 AC/DC Amps	15.0 AC/DC Amps
No Load Speed	4,000 rpm	3,800 rpm
Horsepower	5.5 HP	4.0 HP
Quick Lock Vise	Yes	Yes
Wheel Arbor	1"	1"
Wheel Diameter	14"	14"
Max Capacity (Round)	5"	4-1/2"
Max Capacity (Rectangular)	4-1/2" x 6-1/2"	4-3/4" x 5-1/3"
Blade Change	Quick Change	Wrench
Tool Weight	39.0 lbs	35.0 lbs

MULTI-CUTTER[®] SAW



SPECIFICATIONS	DW872
Amps	15.0 AC/DC Amps
No Load Speed	1,300 rpm
Spindle Lock	Yes
Quick Lock Vise	Yes
Wheel Arbor	1"
Wheel Diameter	14"
Max Capacity (Round)	5-3/16"
Max Capacity (Rectangular)	6-1/2" x 4-1/2"
Tool Length	21"
Tool Weight	47.0 lbs

CUT-OFF MACHINES



SPECIFICATIONS	D28755	D28754
Amps	15.0 AC/DC Amps	15.0 AC/DC Amps
No Load Speed	4,300 rpm	5,000 rpm
Depth of Cut	5"	4-1/2"
Horsepower	5.3 HP	5.3 HP
Dust Collection	Yes	No
Wheel Diameter	14"	14"
Wheel Rotation	clockwise/counter clockwise	clockwise/counter clockwise
Motor Abrasion Protection	Yes	Yes
Tool Length	21"	21"
Tool Weight	15.0 lbs	15.0 lbs



18 Gauge 2\"/>



18 Gauge 1-1/4\"/>



16 Gauge 1\"/>



15 Gauge 1\"/>

FINISH/BRAD NAILERS

SPECIFICATIONS	D51238K	D51236K	D51257K	D51276K
Nail Diameter	18 gauge	18 gauge	16 gauge	15 gauge "DA" Style Nails gauge
Nail Length Capacity	5/8" - 2"	5/8" - 1-1/4"	1" to 2-1/2"	1" to 2-1/2"
Magazine Angle	Straight	Straight	Straight	34°
Magazine Capacity	110 nails	110 nails	100 nails	100 nails
Magazine Loading	side load	side load	rear load, load & lock / lock & load	rear load, load & lock / lock & load
Operating Pressure	70-120 psi	70-120 psi	70-120 psi	70-120 psi
Depth Setting	Tool-free thumb wheel	Tool-free thumb wheel	Tool-free thumb wheel	Tool-free thumb wheel
No Mar Pad	Low profile rubber	Low profile rubber	Low profile rubber	Low profile rubber
Integrated Belt Hook	None	None	Tool-free adjustable	Tool-free adjustable
Jam Clearing	Tool-free front opening	Tool-free front opening	Tool-free front opening	Tool-free front opening



31° Clipped Head Framing Nailer



31° Clipped Head Framing Nailer



20° Full Round Head Framing Nailer



20° Full Round Head Framing Nailer

FRAMING NAILERS

SPECIFICATIONS	D51825	D51822	D51850	D51844
Nail Style	Clipped Head	Clipped Head	Full Round Head	Full Round Head
Magazine Angle	31°	31°	20 to 22°	20 to 22°
Nail Length Capacity	2" to 3-1/2"	2" to 3-1/2"	2" to 3-1/2"	2" to 3-1/2"
Nail Diameter Range	.113" to .131"	.113"-.131"	.113" to .148"	.113"-.148"
Magazine Capacity	80 nails	80 nails	65 nails	65 nails
Engine Valve Type	Drop-sleeve	Drop-sleeve	Drop-sleeve	Drop-sleeve
Jam Clearing	Requires 5mm or 3/16" Allen key	Requires 5mm or 3/16" Allen key	Requires 5mm or 3/16" Allen key	Requires 5mm or 3/16" Allen key
Dry Fire Lockout	Yes	Yes	Yes	Yes
Integrated Rafter Hook	Adjustable	No	Adjustable	No
Depth Setting	Tool-free Indexed	Tool-free Indexed	Tool-free Indexed	Tool-free Indexed



1-1/2" to 3-1/2" Coil Framing nailer

COIL FRAMING NAILER

SPECIFICATIONS	D51855
Nail Style	Coil, Round
Magazine Angle	Wire collation, 15°
Nail Length Capacity	0.99 to 0.131"
Nail Diameter Range	1-1/2 to 3-1/2"
Magazine Capacity	200-300 nails
Engine Valve Type	moving cylinder
Jam Clearing	Tool-free
Integrated Rafter Hook	Adjustable
Depth Setting	Tool-free thumb wheel
Energy @ 100 psi	815 in-lbs



3/4" - 1-3/4" Coil Roofing Nailer

ROOFING NAILER

SPECIFICATIONS	D51321
Nail Style	Coil Roofing
Nail Diameter Range	.120"
Nail Length Capacity	3/4" - 1-3/4" "
Canister Capacity	120
Operating Pressure	70-120 psi
Canister Loading	2-door side load
Nose Piece Carbide Inserts	Yes
Depth Setting	Tool-free thumb wheel
Jam Clearing	Integrated in nose door
Steel Wear Guards	Yes



Palm Nailer

PALM NAILER

SPECIFICATIONS	D51180
Operating Pressure	70-120 psi
Nail Diameter	6d-16d gauge
Net Weight	2.65 lbs



1-1/2" x 1/4" 18 Gauge Narrow Crown Stapler



1" x 1/4" 18 Gauge Narrow Crown Stapler



1" - 2" x 1/2" 16 Gauge Medium Crown Stapler



1" - 2" x 7/16" 16 Gauge Medium Crown Stapler

STAPLERS

SPECIFICATIONS	D51422K	D51420K	D51431	D51430
Fastener Style	18 gauge staple	18 gauge staple	16 gauge staple	16 gauge staple
Crown Size	1/4"	1/4"	1/2"	7/16"
Fastener Length Capacity	1/2" - 1-1/2"	1/2" - 1"	1" - 2"	1" - 2"
Magazine capacity	100 Staples	100 Staples	160 Staples	160 Staples
Magazine Angle	Straight	Straight	Straight	Straight
Magazine Loading	Bottom load	Bottom load	Top load	Top load
Operating Pressure	70-120 psi	70-120 psi	70-120 psi	70-120 psi
Speed	Fasteners/Second @ 100psi	Fasteners/Second @ 100psi	20 Fasteners/Second @ 100psi	20 Fasteners/Second @ 100psi
Depth Setting	Tool-free thumb wheel	Tool-free thumb wheel	Tool-free thumb wheel	Tool-free thumb wheel
Jam Clearing	Movable magazine/nose	Movable magazine/nose	Tool-free	Tool-free

DeWALT 196cc (6.5 HP), OHV Engine
With low oil shut off for engine protection

Automatic Idle Control
For reduced fuel consumption

Large 10" (254 mm) Tire
For improved mobility

8 Gallon (30.2L) Tank, 150 Max PSI, 9.0 SCFM* Pump
Delivers the surge air power and recovery needed to run extra nailers over standard 8 gallon (30.2L)

Forced Air Cooling
Allows the pump to run more efficiently and produce higher SCFM

Long Life Cast Iron Pump
With exclusive low oil shut off device prevents lock ups due to lack of lubrication

Low Profile Design
Allows for easy maneuverability

Ball Drain Valve
Allows for quick and thorough tank draining

*Tested per ISO1217



4 HP 4 Gallon Compressor with Control Panel

HAND CARRY - GAS

SPECIFICATIONS	D55250
Horsepower	4 HP
Drive	Direct Drive
Tank Size	4.5 gal
Power Supply	Honda® gas OHV GX engine
CFM @100 PSI	4.5 CFM
Pump Speed	3,450 rpm
Tool Length	21.5"
Tool Width	18.5"
Tool Height	17"
Tool Weight	68 lbs

HAND CARRY - ELECTRIC



2 Gallon, 150 PSI Max, Trim Compressor



1 Gallon, 135 PSI Max, Trim Compressor



1.1 HP Continuous 4 Gallon Wheeled Dolly-Style Air Compressor with Panel

SPECIFICATIONS	D55141	D55140	D55154
Horsepower	0.6 continuous HP	0.3 continuous HP	1.1 Continuous HP
Drive	Belt	Belt	Direct
Tank Size	2.0 gal	1.0 gal	4 gal
Power Supply	120V, 60Hz, 8 amps., universal motor.	120V, 60Hz, 2.6 amps., PMDC motor	120V AC, 15 amps, 60 Hz, 2 pole induction motor
CFM @100 PSI	1.8 CFM	.6 CFM	3.8 CFM
Pump Speed	2,200 rpm	2,200 rpm	3,400 rpm
Tool Length	21.25"	19.0"	22.0"
Tool Width	19.0"	14.5"	18.5"
Tool Height	10.5"	9.0"	23.0"



1.1 HP Continuous 4 Gallon Compressor



1.1 HP Continuous 4 Gallon Compressor w/ Control Panel



1.1 HP Continuous 4 Gallon Compressor

SPECIFICATIONS	D55153	D55152	D55151
Horsepower	1.1 Continuous HP	1.1 Continuous HP	1.1 Continuous HP
Drive	Direct drive	Direct	Direct drive
Tank Size	4 gal	4 gal	4 gal
Power Supply	120V AC, 15 amps, 60 Hz, 2 pole induction motor	120V AC, 15 amps, 60 Hz, 2 pole induction motor	120V AC 14 amps, 60 Hz, 2 pole induction motor
CFM @100 PSI	3.8 CFM	3.8 CFM	3.2 CFM
Pump Speed	3,400 rpm	3,400 rpm	3,400 rpm
Tool Length	18.0"	18.0"	18.5"
Tool Width	18.5"	18.0"	15.0"
Tool Height	16.75"	16.0"	16.75"



270cc (9 HP), 150 PSI, 17 Gallon Compressor with 18V Battery Start



270cc (9 HP), 150 PSI, 8 Gallon Compressor with 18V Battery Start



196cc (6.5 HP), 150 PSI, 10.5 Gallon Compressor w/ Roll Cage



196cc (6.5 HP), 150 PSI, 8 Gallon Compressor

WHEELED PORTABLE - GAS

SPECIFICATIONS	D55695	D55690	D55684	D55672
Drive	Belt Drive	Belt Drive	Belt	Belt Drive
Horsepower	9.0 HP* (270 cc) HP	9.0 HP* (270 cc) HP	6.5 HP* (196 cc) HP	6.5 (196 cc) HP
Tank Size	17 gal	8 gal	10.5 gal	8 gal
Power Supply	DeWALT OHV engine	DeWALT OHV engine	DeWALT OHV engine	DeWALT OHV engine
CFM @100 PSI	16.3 CFM	16.3 CFM	10.5 CFM	9.0 CFM
Pump Speed	925 rpm	925 rpm	1050 rpm	925 rpm
Tool Length	43.5"	42.75"	43.45"	42.27"
Tool Height	34.75"	28.8"	22.31"	25.15"
Tool Width	21.2"	18.25"	24.16"	18.25"
Tool Weight	238 lbs	216 lbs	185 lbs	165 lbs

WHEELED PORTABLE - ELEC.



3.5 HP Continuous, 150 PSI, 10.5 Gallon Compressor w/ Dual Control and Roll Cage



1.6 HP Continuous, 175 PSI, 7.5 Gallon Compressor w/Dual Voltage & Dual Control



1.5 HP Continuous, 175 PSI, 7.5 Gallon Compressor



200 PSI 15 Gallon 120 Volt Workshop Compressor

SPECIFICATIONS	D55394	D55371	D55171	D55168
Drive	Belt Drive	Direct	Direct	Belt Drive
Horsepower	3.5 HP	1.6 HP	1.6 HP	1.8 continuous HP
Tank Size	10.5 gal	7.5 gal	7.5 gal	15 gal
Power Supply	230V 2 pole induction, 16 amp, motor	120/240V 4 pole induction motor	120V 4 pole induction motor	120 volts
CFM @100 PSI	10.5 CFM	4.5 CFM	4.6 CFM	5.4 CFM
Pump Speed	1050 rpm	1725 rpm	1725 rpm	1,750 rpm
Tool Length	43.45"	33.5"	33.5"	24.50"
Tool Width	24.16"	24"	24"	22.00"
Tool Height	22.31"	17.5"	17.5"	44.75"
Tool Weight	180 lbs	105 lbs	105 lbs	92 lbs



200 PSI 15 Gallon 120 Volt Workshop Compressor



200 PSI 4.5 Gallon Compressor

SPECIFICATIONS	D55167	D55146
Drive	Belt Drive	Belt Drive
Horsepower	1.6 continuous HP	1.8 continuous HP
Tank Size	15 gal	4.5 gal
Power Supply	120 volts	120 volts
CFM @100 PSI	4.8 CFM	5.2 CFM
Pump Speed	1,750 rpm	1,750 rpm
Tool Length	39.63"	33.5"
Tool Width	16.5"	23.0"
Tool Height	30.0"	15.0"
Tool Weight	83 lbs	83 lbs

COMPRESSOR COMBO KITS



Finish Nailer / Brad Nailer & Compressor Combo Kit



2" Brad Nailer/1 Gal Compressor Combo Kit

SPECIFICATIONS	D55141FNBN	D55140BN
Horsepower	0.6 continuous HP	0.3 continuous HP
Drive	Belt	Belt
Tank Size	2.0 gal	1.0 gal
Power Supply	120V, 60Hz, 8 amps, universal motor	120V, 60Hz, 10 amps, universal motor
SCFM @ 90 PSI	2.0	.75
CFM @100 PSI	1.8 CFM	.6 CFM
Pump Speed	2,200 rpm	2,200 rpm
Tool Length	21.25"	19.0"
Tool Width	19.0"	14.5"
Tool Height	10.5"	9.0"

GENERATORS



7000 Watt Commercial Generator with 18V Battery Start



6300 Watt Commercial Generator with 18V Battery Start



4400 Watt Commercial Generator with 18V Battery Start



3000 Watt Commercial Generator

SPECIFICATIONS	DG7000B	DG6300B	DG4400B	DG3000
Max AC Output	7000 watts	6300 watts	4400 watts	3000 watts
Rated AC Output	6550 watts	5950 watts	4180 watts	2920 watts
Max Current (120V/240V)	60/30 amps	55/29 amps	38/20 amps	25 amps
Alternator Type	Brushless	Brushless	Brushless	Brushless
Rated Current (120V/240V)	55/27 amps	49.6/24.8 amps	32/16 amps	20 amps
Fuel Tank Capacity	4.8 gal	4.8 gal	4.8 gal	3.3 gal
Engine Type	DeWALT 389cc (13hp)	DeWALT 389cc (13hp)	DeWALT 270cc (9hp)	DeWALT 196cc (6.5hp)
120 Volt GFCI Receptacles (20 Amp)	4	4	4	1
120 Volt GFCI Twist Locking Receptacle (20 Amp)	0	0	1	1
120 Volt Twist Locking Receptacle (30 Amp)	2	2	0	0
120V/240V Twist Locking Receptacle (20 Amp)	0	0	1	0
120V/240V Twist Locking Receptacle (30 Amp)	1	1	0	0
Decibel, idle up (calculated 7 yards from unit)	72dBA	72dBA	72dBA	74dBA
Run-Time [@ 50% Maximum Output]	8hrs	8hrs	8hrs	8hrs
Tool Length	28"	28"	24"	23.6"
Tool Width	22"	22"	19"	19.3"
Tool Height	22"	22"	21"	20.5"
Dry Weight	246lbs	246lbs	118lbs	118lbs
Starting System	Battery start / recoil	Battery start / recoil	Battery start / recoil	Recoil

DG7000BC = 7000 Watt Commercial Generator with 18V Battery Start and California Compliance

DG6300BC = 6300 Watt Commercial Generator with 18V Battery Start and California Compliance

DG4400BC = 4400 Watt Commercial Generator with 18V Battery Start and California Compliance

DG3000C = 3000 Watt Commercial Generator and California Compliance

SELF LEVELING ROTARY LASERS



18V Cordless Self-Leveling Int/Ext Rotary Laser Package



18V Cordless Self-Leveling Cordless Int/Ext Rotary Laser Kit



18V Cordless Self-Leveling Interior Laser Kit



Cordless Self-Leveling Exterior Rotary Laser Kit

SPECIFICATIONS	DW079KDT	DW079KD	DW079KI	DW078KE
Power Supply	9.6V-18V DeWALT batteries	9.6V-18V DeWALT batteries	9.6V-18V DeWALT batteries	9.6V-18V DeWALT batteries
Accuracy per 100 ft.	±1/8 in	±1/8 in	±1/8 in	±1/8 in
Rotation Speed	0, 60, 250, & 600 rpm	0, 60, 250, 600 rpm	0, 60, 250, & 600 rpm	600 rpm
Self-Leveling Range	±5°	±5°	±5°	±5°
Indoor Visibility Range	200 (dia) ft	200 (dia) ft	200 (dia) ft	50 (dia) ft
Range with Detector	2000 (dia) ft	2000 (dia) ft	(not included) 2000 (dia) ft	2000 (dia) ft
Laser Class	IIIa (<5mW) @ 635nm	IIIa (<5mW) @ 635nm	IIIa (<5mW) @ 635nm	IIIa (<5mW) @ 650nm
Tool Weight	6.5 lbs	6.5 lbs	6.5 lbs	5.5 lbs
Charger/Batteries	1 hour / 18V	1 hour / 18V	1 hour / 18V	1 hour / 18V
Includes	digital laser detector, wall mount, wireless (IR) remote control, laser target card, laser enhancement glasses, construction tripod - DW0736 and kit box	digital laser detector, wall mount, wireless (IR) remote control, laser target card, laser enhancement glasses and kit box	wall mount, wireless (IR) remote control, laser target card, laser enhancement glasses and kit box	digital laser detector with clamp, (1) remote control and kit box



Self-Leveling Int/Ext Rotary Laser Kit



Self-Leveling Int/Ext Rotary Laser Kit



Self Leveling Level, Plumb, & Square, 4 Beam Laser Kit



Laser Plumb Bob Kit

BOX LASERS

SPECIFICATIONS	DW074KD	DW074KDT
Power Supply	(2) D size Alkaline batteries	(2) D size Alkaline batteries
Accuracy per 100 ft.	±1/4 in	±1/4 in
Rotation Speed	0, 60, 600 rpm	0, 60, 600 rpm
Self-Leveling Range	±5°	±5°
Indoor Visibility Range	100 ft	100 ft
Range with Detector	600 ft	600 ft
Laser Class	IIIa (<5mW) @ 635nm	IIIa (<5mW) @ 635nm
Tool Weight	4.5 lbs	4.5 lbs
Includes	DW0742 digital laser detector, DW0740 wall mount, target card, (2) D size Alkaline batteries	DW0742 detector & clamp target card, DW0740 wall mount, DW0737 tripod, DW0748 8' grade rod, (2) D Alkaline batteries, (1) 9V battery and laser bag

SPECIFICATIONS	DW084K	DW082K
Accuracy per 100 ft.	±1/4 in	±1/4 in
Power Supply	(4) AA Alkaline batteries	(4) AA Alkaline batteries
Indoor Visibility Range	±100 ft	±100 ft
Laser Class	II (<1mW) @ 635nm	II (<1mW) @ 635nm
Includes	kit box	kit box

MANUALLY LEVELED ROTARY LASERS



18V Cordless Int/Ext Rotary Laser Kit



18V Cordless Rotary Laser Kit

SPECIFICATIONS	DW073KD	DW073K
Power Supply	9.6V-18V DeWALT batteries	9.6V-18V DeWALT batteries
Accuracy per 100 ft.	±1/4 in	±1/4 in
Indoor Visibility Range	200 (dia) ft	200 (dia) ft
Range with Detector	600 (dia) ft	600 (dia) ft
Rotation Speed	0-600 rpm	0-600 rpm
Laser Class	IIIa (<5mW) @ 635nm	IIIa (<5mW) @ 635nm
Protected Head	Yes	Yes
Roll Bar	Yes	Yes
Bump Sensor	Yes	Yes
Tool Weight	8.9 lbs	8.9 lbs
Charger/Batteries	1 hour / 18V	1 hour / 18V
Includes	laser target card, laser enhancement glasses, digital laser detector and clamp and kit box	laser target card, laser enhancement glasses and kit box

TILE LASER



Floor Layout Laser Kit

SPECIFICATIONS	DW060K
Accuracy per 25 ft.	±1/8" in
Operating range	Up to 100' ft
Operating Temperature	0-45° C
Battery Life	70 hrs.
Includes	laser target card and kit box

OPTICAL INSTRUMENTS



SPECIFICATIONS	DW096PK	DW092PK	DW090PK	DW090K
Leveling Type	Auto	Manual	Manual	Manual
Accuracy per 100 ft.	±1/32 in	±1/4 in	±1/4 in	±1/4" in
Magnification	26x	20x	20x	20x
Range	300 Ft.	200 Ft.	200 Ft.	200 Ft.
Stadia Ratio	1:100	1:100	1:100	1:100
Horizontal Circle Type	Continuous Drive	Continuous Drive	Continuous Drive	Continuous Drive
Includes	aluminum tripod w/quick adjust legs and 8' aluminum grade rod (feet-inches-eighths)	aluminum tripod w/quick adjust legs and 8' aluminum grade rod (feet-inches-eighths)	aluminum tripod w/quick adjust legs and 8' aluminum grade rod (feet-inches-eighths)	aluminum tripod kit box

MEASURER



Laser Distance Measurer

SPECIFICATIONS	DW030P
Operating range	100 ft
Accuracy	1/8"
Laser Class	II (<1mW) @ 635nm
Power Supply	(2) AAA Alkaline batteries

PRESSURE WASHERS



3300 PSI, 2.8 GPM, Commercial Pressure Washer 3800 PSI, 4.0 GPM, Commercial Pressure Washer 3100 PSI Max**, 2.8 GPM Pressure Washer with Honda® GX200 Engine 3800 PSI Max**, 4.0 GPM Pressure Washer with Honda® GX390 Engine

SPECIFICATIONS	DPD3300	DPD3800	DPH3100	DPH3800
Water Pressure	3300 PSI Max* PSI	3800 PSI Max* PSI	3100 PSI Max* PSI	3800 PSI Max* PSI
Flow Rate	2.8 GPM Max* GPM	4.0 GPM Max* GPM	2.8 GPM Max* GPM	4.0 GPM Max* GPM
Engine Manufacturer	DeWALT 196cc (6.5hp)	DeWALT 389cc (13hp)	Honda® GX200	Honda® GX390
Pump Brand	CAT 3DNX25	CAT 67DX	DeWALT Triplex	CAT 67DX
Wheels	10" steel wheels with rubber pneumatic tires	12" steel wheels with rubber pneumatic tires	10" steel wheels with rubber pneumatic tires	12" steel wheels with rubber pneumatic tires
Pump/Hose Quick Connector	Yes	Yes	Yes	Yes
Hose	35' X 3/8" steel braided hose	50' X 3/8" steel braided hose	35' X 3/8" steel braided hose	50' X 3/8" steel braided hose
Hose/Gun Quick Connector	Yes	Yes	Yes	Yes
Wand Type	34" chrome lance	34" chrome lance	16" chrome lance	34" chrome lance
Spray Patterns	0,15,25,40 degree spray patterns, soap dispensing nozzle	0,15,25,40 degree spray patterns, soap dispensing nozzle	0,15,25,40 degree spray patterns, soap dispensing nozzle	0,15,25,40 degree spray patterns, soap dispensing nozzle
Engine Orientation	Horizontal with OHV	Horizontal with OHV	Horizontal with OHV	Horizontal with OHV
Frame	Powder coated 16 gauge steel	Powder coated 16 gauge steel	Powder coated 16 gauge steel	Powder coated 16 gauge steel
Frame Tube Style	16G Tube	16G Tube	16G Tube	16G Tube
Frame Handle Style	16G Tube	16G Tube	16G Tube	16G Tube
Accessory Storage	Gun, hose and nozzle storage integrated into frame	Gun, hose and nozzle storage integrated into frame	Gun, hose and nozzle storage integrated into frame	Gun, hose and nozzle storage integrated into frame
Gun	DeWALT heavy-duty spray gun with rotating side handle	DeWALT heavy-duty spray gun with rotating side handle	DeWALT heavy-duty spray gun with rotating side handle	DeWALT heavy-duty spray gun with rotating side handle

PRESSURE WASHER ACCESSORIES



* Maximum water flow and pressure ratings determined in accordance with PWMA standard PW101 which states that after a 5 hour break in, the pressure washer will achieve 95% of the rated specification.

** Gross Horsepower rating (shown as maximum output @ 3600 rpm) is in accordance with SAE J1995. Actual engine power will be lower. Engine power depends on the application, operating speed, operating conditions and other variables.

RANDOM ORBITAL SANDERS



5" VS Random Orbit Sander



5" Random Orbit Sander



5" PSA Random Orbit Sander



6" Right Angle Random Orbit Sander w/ Electronic Variable Speed

SPECIFICATIONS	D26453/K	D26451/K	D26450	DW443
Amps	3.0 Amps	3.0 Amps	3.0 Amps	4.3 Amps
Orbits/Min	7,000-12,000 opm	12,000 opm	12,000 opm	4,000-6,800 opm
Orbit Diameter	3/32"	3/32"	3/32"	3/16"
Dust Collection	Yes	Yes	Yes	Yes
Paper Size/Type	5", 8 Hole Hook & Loop	5", 8 Hole Hook & Loop	5", 8 Hole Pressure Sensitive Adhesive	6", 6-hole hook & loop
SFPM	N/A	N/A	N/A	N/A
Dust Sealed Switch	Yes	Yes	Yes	Yes
Pad Break	Yes - CFS	Yes - CFS	Yes - CFS	Yes
Tool Weight	3.5 lbs	3.4 lbs	3.4 lbs	5.7 lbs



1/4 Sheet Palm Grip Sander

1/4 SHEET SANDER

SPECIFICATIONS	D26441/K
Amps	2.4 Amps
Orbits/Min	14,000 opm
Orbit Diameter	1/16"
Dust Collection	Yes
Paper Size/Type	1/4 Sheet
Dust Sealed Switch	Yes
Pad Break	N/A
Tool Weight	3.0 lbs

BELT SANDERS



3" X 21" VS Belt Sander Kit with Inversion Stand/Frame



3" X 21" Variable Speed Belt Sander



3" X 21" Belt Sander

SPECIFICATIONS	DW433KT	DW433/K	DW432
Amps	8.0 Amps	8.0 Amps	8.0 Amps
Dust Collection	Yes	Yes	Yes
Paper Size/Type	3" X 21"	3" X 21"	3" X 21"
SFPM	850-1,400	850-1,400	1,400
Dust Sealed Switch	No	No	No
Tool Weight	12.0 lbs	12.0 lbs	12.0 lbs

BELT SANDER ACCESSORIES

DW4055 – Sanding Frame & Inversion Stand



3 HP (max. motor HP) EVS Plunge Router



2 HP (max. motor HP) EVS Plunge Router



2-1/4 HP (max. motor HP) EVS Fixed Base / Plunge Router Combo Kit w/ Soft Start



2-1/4 HP (max. motor HP) Three Base Router Kit

ROUTERS

SPECIFICATIONS	DW625	DW621/K	DW618PK	DW618B3
Amps	15.0 Amps	10.0 Amps	12.0 Amps	12.0 Amps
Horsepower	3 HP	2 HP	2-1/4 HP	2-1/4 HP
No Load Speed	8,000-22,000 rpm	8,000-24,000 rpm	8,000-24,000 rpm	8,000-24,000 rpm
Collet Diameter	1/2", 1/4"	1/2", 1/4"	1/2", 1/4"	1/2", 1/4"
Plunge Stroke	2-7/16"	2-1/8"	2-1/2"	2-1/2"
Depth Stop	3 Stage Turret Stop	3 Stage Turret Stop	Micro-fine Ring	Micro-fine Ring
Base Dimension	5-5/8 x 6-11/16"	4-5/16 x 6-1/4"	6"	6"
Spindle Lock	Yes	Yes	Yes	Yes
Tool Weight	11.2 lbs	9.0 lbs	10.1 lbs	10.1 lbs



2-1/4 HP (max. motor HP) EVS D-Handle Router w/ Soft Start



2-1/4 HP (max. motor HP) EVS Fixed Base Router w/ Soft Start



1-3/4 HP (max. motor HP) Fixed Base / Plunge Router Combo Kit



1-3/4 HP (max. motor HP) Fixed Base Router

SPECIFICATIONS	DW618D	DW618/K/M	DW616PK	DW616/K/M
Amps	12.0 Amps	12.0 Amps	11.0 Amps	11.0 Amps
Horsepower	2-1/4 HP	2-1/4 HP	1-3/4 HP	1-3/4 HP
No Load Speed	8,000-24,000 rpm	8,000-24,000 rpm	24,500 rpm	24,500 rpm
Collet Diameter	1/2", 1/4"	1/2", 1/4"	1/2", 1/4"	1/2", 1/4"
Plunge Stroke	N/A	N/A	2-1/2"	N/A
Depth Stop	Micro-fine Ring	Micro-fine Ring	Micro-fine Ring	Micro-fine Ring
Base Dimension	6"	6"	6"	6"
Spindle Lock	Yes	Yes	No	No
Tool Weight	8.2 lbs	7.2 / 7.2 / 5.6 lbs	10.0 lbs	7.1 / 7.1 / 5.5 lbs

COMPACT ROUTERS



Compact Router



Compact Router Kit

SPECIFICATIONS	D26670	D26670K
Amps	5.6 Amps	5.6 Amps
Collet Diameter	1/4"	1/4"
Spindle Lock	Yes	Yes
Tool Weight	3.75 lbs	3.75 lbs
Includes	standard base and collet wrench	standard trim base, tilt base, offset base, collet wrench, hex wrench and carry bag

COMPACT ROUTER ACCESSORIES

D26671 – Standard Base
D26672 – Tilt Base
D26673 – Offset Base

PLATE JOINER




Plate Joiner Kit

SPECIFICATIONS	DW682K
Amps	6.5 Amps
No Load Speed	10,000 rpm
Depth Of Cut (mm)	20 mm
Arbor Size	7/8"
Fence Type	Dual Rack and Pinion
Biscuits Accepted	0, 10, 20
Tool Weight	6.6 lbs

PLATE JOINER ACCESSORIES

DW6805 – Plate Joiner Blade



THICKNESS PLANERS



13" Three Knife, Two Speed Thickness Planer



12-1/2" Thickness Planer w/ Three Knife Cutter-Head

SPECIFICATIONS	DW735	DW734
Amps	15.0 Amps	15 Amps
Max. Depth of Cut	1/8"	1/8"
Depth Capacity	6"	6"
Width Capacity	13"	12-1/2"
Speeds	2	1
Cuts Per Inch	96 and 179	96
Tool Weight	92 lbs	80 lbs

THICKNESS PLANER ACCESSORIES (DW735) (DW734)

DW7350 – Mobile Stand
DW7351 – 13" Folding Tables
DW7352 – 13" Disposable, Reversible Knives
DW7353 – Chip Collector

DW7342 – 12-1/2" Disposable, Reversible Knives
DW7331 – Dust Hood

HAND PLANER



3-1/4" Planer Kit with 3/32" (2.5mm) Depth of Cut

SPECIFICATIONS	DW680K
No Load Speed	15,000 rpm
Amps	7.0 Amps
Depth Of Cut (mm)	2.5 mm
Depth Of Cut (inches)	3/32"
Planing Width	3-1/4"
Rabbeting Depth	1/2"
Tool Weight	6.2 lbs

HAND PLANER ACCESSORIES

DW6654 – Pair of Reversible Carbide Blades

DW6655 – High Speed Steel Blades

DUST MANAGEMENT



12 Gallon Dust Extractor with VCS



10 Gallon Dust Extractor Vacuum

SPECIFICATIONS	D27904	D27905
Tank Size	12 gal	10 gal
Amps	9 Amps	9 Amps
Max. CFM	129 CFM	129 CFM
Water Lift	83"	83"
Automatic Filter Clear	Yes	No
Size (L x H x W)	12x18x12"	12x16x12"
Decibel	70 dBA	70 dBA
Variable-Speed Dial	Yes	Yes
Power Cord	21 ft	21 ft
Hose Diameter	1-1/4"	1-1/4"
Hose Length	14'	14'
Weight	32 lbs	29 lbs

DUST MANAGEMENT ACCESSORIES

D279042 – Paper Filter Bag for D27904
D279042F – Fleece Filter Bag for D27904
D279052 – Paper Filter Bag for D27905
D279052F – Fleece Filter Bag for D27905
D279059 – Dust Extractor 5 Piece Accessory Kit

HEAT GUNS



Heat Gun



Heat Gun

SPECIFICATIONS	D26950	D26960
Watts	1550W	1550W
Voltage	120V	120V
Amps	13 Amps	13 Amps
Temperature	120° to 1100° F	120° to 1100° F
Max. CFM	16 CFM	16 CFM
LCD	No	Yes
Power Cord	8 ft	8 ft
Weight	2.1 lbs	2.1 lbs

DEWALT®

WORK GEAR JUST GOT TOUGHER™



The leader in power tools launches a comprehensive line of tool belts, kneepads, soft-side tool carriers, tool holders, and accessories.

Workers can now get the same level of durability and performance they rely on from DeWALT power tools in work gear. Engineered with innovative features and impressive designs, DeWALT offers users both tough and functional work gear solutions.

Call today, or visit www.DEWALTworkgear.com to get a first-hand look at the industry's new line of jobsite work gear.

www.DEWALTworkgear.com 1-888-5 DEWALT

Copyright © 2009 DeWALT. DeWALT® and GUARANTEED TOUGH® are the registered trademarks of DeWALT Industrial Tool Co. used under license. All rights reserved.

Manufactured by:
Custom LeatherCraft Mfg. Co., Inc.
South Gate, CA 90280
under license of DeWALT Industrial Tool Co.

GUARANTEED TOUGH.®





Find out more at www.DEWALT.com/guides

CODE REFERENCE SERIES

5" x 8" Size
Fits easily in a toolbox

Lay-Flat Binding
Metal wire-O binding allows the book to lay flat when opened while keeping pages securely intact

Durable Laminated Pages
Provides flexibility, durability and water and oil resistance



Easy-to-Read Full Color, 3-D Illustrations
Full color, 3-D illustrations show detailed components

The ultimate code reference designed to deliver required code information in an easy-to-read format, complete with full-color 3-D illustrations.

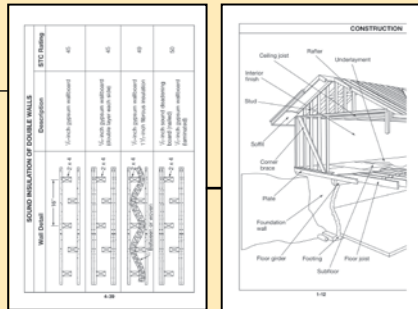

TRADE REFERENCE SERIES

4" x 6" Size
Fits easily in a toolbox or pocket

Lay-Flat Binding
Allows the book to lay flat when opened while keeping pages intact

Durable Cover Material
Provides flexibility, durability and water and oil resistance

Over 350 Pages of Reference Materials
For comprehensive topic coverage




Easy-to-Read Charts and Illustrations
For fast, on-the-job solutions

Our trade reference books are used as every-day, on-the-job "tools" providing the most valuable reference information needed to get the job done right and on time.


EXAM AND CERTIFICATION SERIES



Sample Exams with Answer Keys
Develop testing skills



Valuable Study Aids, Formulas and References
Maximize study time



Regular Content Updates
For new codes and certification requirements



Interactive CD
Contains all practice exams with pop-up reference features

Our exam and certification preparation books are the perfect resource to help beginners or seasoned pros prepare for and pass licensing and certification exams across all states.



**INDUSTRY
CHANGING
INNOVATION**

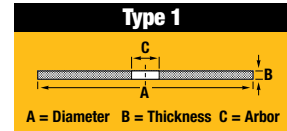
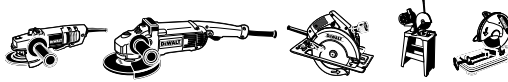
**LEADERSHIP
PRODUCT
PERFORMANCE**



**PATENTED,
USER DRIVEN
DESIGNS**

TYPE 1 BONDED ABRASIVES

XP EXTENDED Performance



CAT #	DIA.	THICKNESS	ARBOR	GRIT	APPLICATION	MAX RPM	PACK
.045" Metal and Stainless Cutting							
DW8850	4"	.045"	5/8"	Z60T	Metal & Stainless Cutting	15,200	25
DW8851	4-1/2"	.045"	7/8"	Z60T	Metal & Stainless Cutting	13,300	25
DW8852	5"	.045"	7/8"	Z60T	Metal & Stainless Cutting	12,200	25
DW8853	6"	.045"	7/8"	Z60T	Metal & Stainless Cutting	10,100	25
DW8854	7"	.045"	7/8"	Z60T	Metal & Stainless Cutting	8,700	25
Metal Abrasive Saw Blades							
DW8056	7"	1/8"	5/8"-♦	TA24T	Metal Cutting	8,700	25
Metal Chop Saw Blades							
DW8057	12"	7/64"	1"	TA24T	Metal Stud Cutting	5,000	10
DW8059	14"	7/64"	1"	TA24T	Metal Stud Cutting	4,300	10



HIGH Performance

SMALL DIAMETER CUTTING WHEELS

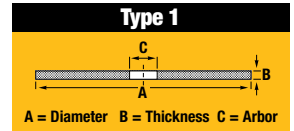


CAT #	DIA.	THICKNESS	ARBOR	GRIT	APPLICATION	MAX RPM	PACK
.045" Masonry Cutting							
DW8071	4"	.045"	5/8"		Concrete & Masonry Cutting	15,200	25
DW8072	4-1/2"	.045"	7/8"	A60T	Concrete & Masonry Cutting	13,300	25
.045" Metal Cutting							
DW8061	4"	.045"	5/8"	A60T	Metal & Stainless Cutting	15,200	25
DW8062	4-1/2"	.045"	7/8"	A60T	Metal & Stainless Cutting	13,300	25
DW8063	5"	.045"	7/8"	A60T	Metal & Stainless Cutting	12,200	25
DW8725	6"	.040"	7/8"	A60T	Metal & Stainless Cutting	10,100	25
DW8726	6"	.045"	7/8"	A60T	Metal & Stainless Cutting	10,100	25
DW8065	7"	.045"	7/8"	A60T	Metal & Stainless Cutting	8,700	25
Small Diameter Cutoff Wheels Metal and Stainless Cutting							
DW8703	2-1/2"	.035"	1/4"	A36T	Fast Metal and Stainless Cutting	30,500	50
DW8701	2-1/2"	.035"	1/4"	A60T	Long Life Metal and Stainless Cutting	30,500	50
DW8702	2-1/2"	.035"	3/8"	A36T	Fast Metal and Stainless Cutting	30,500	50
DW8700	2-1/2"	.035"	3/8"	A60T	Long Life Metal and Stainless Cutting	30,500	50
DW8708	3"	.035"	1/4"	A36T	Fast Metal and Stainless Cutting	24,400	50
DW8706	3"	.035"	3/8"	A36T	Fast Metal and Stainless Cutting	24,400	50
DW8712	3"	.035"	3/8"	A60T	Long Life Metal and Stainless Cutting	24,400	50
DW8704	3"	1/16"	1/4"	A36T	Fast Metal and Stainless Cutting	24,400	50
DW8705	3"	1/16"	3/8"	A36T	Fast Metal and Stainless Cutting	24,400	50
DW8711	3"	1/16"	3/8"	A60T	Long Life Metal and Stainless Cutting	24,400	50
DW8710	3"	1/8"	1/4"	A24R	Metal and Stainless Grinding	24,400	50
DW8709	3"	1/8"	3/8"	A24R	Metal and Stainless Grinding	24,400	50
DW8717	4"	.035"	3/8"	A36T	Fast Metal and Stainless Cutting	19,000	25
DW8720	4"	.035"	3/8"	A60T	Long Life Metal and Stainless Cutting	19,000	25
DW8724	4"	.035"	5/8"	A60T	Long Life Metal and Stainless Cutting	19,000	25
DW8713	4"	1/16"	1/4"	A36T	Fast Metal and Stainless Cutting	19,000	25
DW8715	4"	1/16"	1/4"	A60T	Long Life Metal and Stainless Cutting	19,000	25
DW8716	4"	1/16"	3/8"	A36T	Fast Metal and Stainless Cutting	19,000	25
DW8719	4"	1/16"	3/8"	A60T	Long Life Metal and Stainless Cutting	19,000	25
DW8722	4"	1/16"	5/8"	A36T	Fast Metal and Stainless Cutting	19,000	25
DW8723	4"	1/16"	5/8"	A60T	Long Life Metal and Stainless Cutting	19,000	25
DW8718	4"	1/8"	3/8"	A24R	Metal and Stainless Grinding	19,000	25
DW8727	6"	.045"	3/8"	A60T	Long Life Metal and Stainless Cutting	13,300	25
Stainless Steel Cutting Wheels CONTAMINANT FREE							
DW8080	4-1/2"	1/8"	7/8"	A30S	Stainless Steel Cutting	13,300	25



TYPE 1 BONDED ABRASIVES *(continued)*

HIGH Performance CUTTING WHEELS



CAT #	DIA.	THICKNESS	ARBOR	GRIT	APPLICATION	MAX RPM	PACK
Metal Chop Saw Wheels							
DW8005	10"	7/64"	5/8"	A24R	General Purpose Metal Cutting	6,100	10
DW8004	12"	7/64"	1"	A24R	General Purpose Metal Cutting	5,000	10
DW8001	14"	7/64"	1"	A24R	General Purpose Metal Cutting	4,300	10
DW8002	14"	7/64"	1"	A24S	Fabrication Cutting	4,300	10
DW8003	14"	7/64"	1"	A24T	Stud Cutting	5,000	10
DW8010	16"	7/64"	1"	A24R	General Purpose Metal Cutting	3,800	10
DW8019	20"	3/16"	1"	A24R	General Purpose Metal Cutting	3,000	10
Masonry Stationary and Chop Saw Cutoff Wheels							
DW8009	10"	1/8"	5/8"	C24R	Masonry Cutting	6,100	10
Stainless Steel Stationary and Chop Saw Cutoff Wheels CONTAMINENT FREE							
DW8015	12"	7/64"	1"	A30S	Stainless Steel Cutting	5,000	10
DW8016	14"	7/64"	1"	A30S	Stainless Steel Cutting	4,300	10
Metal Cutting Abrasive Saw Blades							
DW3508	6-1/2"	1/8"	5/8"-◆	A24R	Metal Cutting	9,400	25
DW3511	7"	1/8"	5/8"-◆	A24R	Metal Cutting	8,700	25
DW3531	8"	1/8"	5/8"-◆	A24R	Metal Cutting	7,600	25
Masonry Cutting Abrasive Saw Blades							
DW3509	6-1/2"	1/8"	5/8"-◆	C24R	Masonry Cutting	9,400	25
DW3521	7"	1/8"	5/8"-◆	C24R	Masonry Cutting	8,700	25
DW3532	8"	1/8"	5/8"-◆	C24R	Masonry Cutting	7,600	25



HIGH Performance HIGH SPEED WHEELS



CAT #	DIA.	THICKNESS	ARBOR	GRIT	APPLICATION	MAX RPM	PACK
Metal Cutting							
DW8020	14"	1/8"	1"	A24R	High Speed Metal Cutting	5,500	10
DW8021	14"	1/8"	20mm	A24R	High Speed Metal Cutting	5,500	10
DW8022	12"	1/8"	1"	A24R	High Speed Metal Cutting	6,400	10
DW8023	12"	1/8"	20mm	A24R	High Speed Metal Cutting	6,400	10
Masonry Cutting							
DW8024	14"	1/8"	1"	C24P	High Speed Concrete Cutting	5,500	10
DW8025	14"	1/8"	20mm	C24P	High Speed Concrete Cutting	5,500	10
DW8026	12"	1/8"	1"	C24P	High Speed Concrete Cutting	6,400	10
DW8027	12"	1/8"	20mm	C24P	High Speed Concrete Cutting	6,400	10
DW8038	14"	3/16"	1" pinhole	C24P	Walk Behind Cured Concrete Cutting	4,300	10
DW8039	14"	3/16"	1" pinhole	C24N	Walk Behind Green Concrete & Asphalt Cutting	4,300	10
Ductile Pipe Cutting							
DW8030	14"	1/8"	1"	A24/C24P	High Speed Ductile Cutting	5,500	10
DW8031	14"	1/8"	20mm	A24/C24P	High Speed Ductile Cutting	5,500	10
DW8032	12"	1/8"	1"	A24/C24P	High Speed Ductile Cutting	6,400	10
DW8033	12"	1/8"	20mm	A24/C24P	High Speed Ductile Cutting	6,400	10
Asphalt Cutting							
DW8034	14"	1/8"	1"	C24N	High Speed Asphalt Cutting	5,500	10
DW8035	14"	1/8"	20mm	C24N	High Speed Asphalt Cutting	5,500	10
DW8036	12"	1/8"	1"	C24N	High Speed Asphalt Cutting	6,400	10
DW8037	12"	1/8"	20mm	C24N	High Speed Asphalt Cutting	6,400	10



TYPE 27 BONDED ABRASIVES

XP EXTENDED Performance



CAT #	DIA.	THICKNESS	ARBOR	GRIT	APPLICATION	MAX RPM	PACK
.045" Metal and Stainless Cutting							
DW8856	4"	.045"	5/8"	Z60T	Metal & Stainless Cutting	15,200	25
DW8857	4-1/2"	.045"	7/8"	Z60T	Metal & Stainless Cutting	13,300	25
DW8857H	4-1/2"	.045"	5/8"-11	Z60T	Metal & Stainless Cutting	13,300	25
DW8858	5"	.045"	7/8"	Z60T	Metal & Stainless Cutting	12,200	25
DW8858H	5"	.045"	5/8"-11	Z60T	Metal & Stainless Cutting	12,200	25
DW8859	6"	.045"	7/8"	Z60T	Metal & Stainless Cutting	10,100	25
DW8859H	6"	.045"	5/8"-11	Z60T	Metal & Stainless Cutting	10,100	25
DW8860	7"	.045"	7/8"	Z60T	Metal & Stainless Cutting	8,700	25
DW8860H	7"	.045"	5/8"-11	Z60T	Metal & Stainless Cutting	8,700	25
3/32" Metal and Stainless Cutting and Notching							
DW8800	4"	3/32"	5/8"	Z24R	Metal & Stainless Cutting & Notching	15,200	25
DW8804	4-1/2"	3/32"	7/8"	Z24R	Metal & Stainless Cutting & Notching	15,200	25
DW8805	4-1/2"	3/32"	5/8"-11	Z24R	Metal & Stainless Cutting & Notching	15,200	10
DW8810	5"	3/32"	7/8"	Z24R	Metal & Stainless Cutting & Notching	15,200	25
DW8811	5"	3/32"	5/8"-11	Z24R	Metal & Stainless Cutting & Notching	15,200	10
DW8816	6"	3/32"	7/8"	Z24R	Metal & Stainless Cutting & Notching	10,100	10
DW8817	6"	3/32"	5/8"-11	Z24R	Metal & Stainless Cutting & Notching	10,100	10
DW8822	7"	3/32"	7/8"	Z24R	Metal & Stainless Cutting & Notching	8,700	10
DW8823	7"	3/32"	5/8"-11	Z24R	Metal & Stainless Cutting & Notching	8,700	10
DW8828	9"	3/32"	7/8"	Z24R	Metal & Stainless Cutting & Notching	6,600	10
DW8829	9"	3/32"	5/8"-11	Z24R	Metal & Stainless Cutting & Notching	6,600	10
Pipeline Grinding							
DW8801	4"	1/8"	3/8"	Z24R	Metal & Stainless Cutting & Grinding	15,200	25
DW8802	4"	1/8"	5/8"	Z24R	Metal & Stainless Cutting & Grinding	15,200	25
DW8806	4-1/2"	1/8"	7/8"	Z24R	Metal & Stainless Cutting & Grinding	13,300	25
DW8807	4-1/2"	1/8"	5/8"-11	Z24R	Metal & Stainless Cutting & Grinding	13,300	10
DW8812	5"	1/8"	7/8"	Z24R	Metal & Stainless Cutting & Grinding	12,200	25
DW8813	5"	1/8"	5/8"-11	Z24R	Metal & Stainless Cutting & Grinding	12,200	10
DW8818	6"	1/8"	7/8"	Z24R	Metal & Stainless Cutting & Grinding	10,000	10
DW8819	6"	1/8"	5/8"-11	Z24R	Metal & Stainless Cutting & Grinding	10,000	10
DW8824	7"	1/8"	7/8"	Z24R	Metal & Stainless Cutting & Grinding	8,700	10
DW8825	7"	1/8"	5/8"-11	Z24R	Metal & Stainless Cutting & Grinding	8,700	10
DW8830	9"	1/8"	7/8"	Z24R	Metal & Stainless Cutting & Grinding	6,600	10
DW8831	9"	1/8"	5/8"-11	Z24R	Metal & Stainless Cutting & Grinding	6,600	10
1/4" Metal and Stainless Grinding							
DW8803	4"	1/4"	5/8"	Z24R	Metal & Stainless Grinding	15,200	25
DW8808	4-1/2"	1/4"	7/8"	Z24R	Metal & Stainless Grinding	13,300	25
DW8809	4-1/2"	1/4"	5/8"-11	Z24R	Metal & Stainless Grinding	13,300	10
DW8814	5"	1/4"	7/8"	Z24R	Metal & Stainless Grinding	12,200	25
DW8815	5"	1/4"	5/8"-11	Z24R	Metal & Stainless Grinding	12,200	10
DW8820	6"	1/4"	7/8"	Z24R	Metal & Stainless Grinding	10,100	10
DW8821	6"	1/4"	5/8"-11	Z24R	Metal & Stainless Grinding	10,100	10
DW8826	7"	1/4"	7/8"	Z24R	Metal & Stainless Grinding	8,700	10
DW8827	7"	1/4"	5/8"-11	Z24R	Metal & Stainless Grinding	8,700	10
DW8832	9"	1/4"	7/8"	Z24R	Metal & Stainless Grinding	6,600	10
DW8833	9"	1/4"	5/8"-11	Z24R	Metal & Stainless Grinding	6,600	10



HIGH Performance



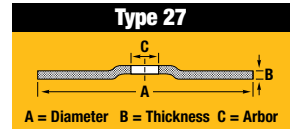
CAT #	DIA.	THICKNESS	ARBOR	GRIT	APPLICATION	MAX RPM	PACK
.045" Metal Cutting							
DW8420	4"	.045"	5/8"	A60T	Metal & Stainless Cutting	15,200	25
DW8424	4-1/2"	.045"	7/8"	A60T	Metal & Stainless Cutting	13,300	25
DW8424H	4-1/2"	.045"	5/8"-11	A60T	Metal & Stainless Cutting	13,300	10
DW8425	5"	.045"	7/8"	A60T	Metal & Stainless Cutting	12,200	25
DW8425H	5"	.045"	5/8"-11	A60T	Metal & Stainless Cutting	12,200	25
DW8426	6"	.040"	7/8"	A60T	Metal & Stainless Cutting	10,100	25
DW8426H	6"	.040"	5/8"-11	A60T	Metal & Stainless Cutting	10,100	25
DW8427	7"	.045"	7/8"	A60T	Metal & Stainless Cutting	8,700	25
DW8427H	7"	.045"	5/8"-11	A60T	Metal & Stainless Cutting	8,700	25

(continued on next page)

TYPE 27 BONDED ABRASIVES *(continued)*

HIGH Performance

(continued)



CAT #	DIA.	THICKNESS	ARBOR	GRIT	APPLICATION	MAX RPM	PACK
3/32" Metal Cutting & Notching							
DW8750	4-1/2"	3/32"	7/8"	A24R	Metal Cutting & Notching	13,300	25
DW8751	4-1/2"	3/32"	5/8"-11	A24R	Metal Cutting & Notching	13,300	10
DW8752	5"	3/32"	7/8"	A24R	Metal Cutting & Notching	12,200	25
DW8753	5"	3/32"	5/8"-11	A24R	Metal Cutting & Notching	12,200	10
DW8754	6"	3/32"	7/8"	A24R	Metal Cutting & Notching	10,100	10
DW8755	6"	3/32"	5/8"-11	A24R	Metal Cutting & Notching	10,100	10
DW8756	7"	3/32"	7/8"	A24R	Metal Cutting & Notching	8,700	10
DW8757	7"	3/32"	5/8"-11	A24R	Metal Cutting & Notching	8,700	10
DW8758	9"	3/32"	7/8"	A24R	Metal Cutting & Notching	6,600	10
DW8759	9"	3/32"	5/8"-11	A24R	Metal Cutting & Notching	6,600	10
1/8" Metal Cutting & Grinding							
DW4418	4"	1/8"	5/8"	A24R	Metal Cutting & Grinding	15,200	25
DW4518	4-1/2"	1/8"	7/8"	A24R	Metal Cutting & Grinding	13,300	25
DW4522	4-1/2"	1/8"	5/8"-11	A24R	Metal Cutting & Grinding	13,300	10
DW4618	5"	1/8"	7/8"	A24R	Metal Cutting & Grinding	12,200	25
DW4526	5"	1/8"	5/8"-11	A24R	Metal Cutting & Grinding	12,200	10
DW8467	6"	1/8"	7/8"	A24R	Metal Cutting & Grinding	10,100	10
DW4627	6"	1/8"	5/8"-11	A24R	Metal Cutting & Grinding	10,100	10
DW4750	7"	1/8"	7/8"	A24R	Metal Cutting & Grinding	8,700	10
DW4751	7"	1/8"	5/8"-11	A24R	Metal Cutting & Grinding	8,700	10
DW4752	9"	1/8"	7/8"	A24R	Metal Cutting & Grinding	6,600	10
DW4753	9"	1/8"	5/8"-11	A24R	Metal Cutting & Grinding	6,600	10
Pipeline Grinding							
DW8434	4-1/2"	1/8"	7/8"	A24R	Metal Cutting & Grinding	13,300	25
DW8435	4-1/2"	1/8"	5/8"-11	A24R	Metal Cutting & Grinding	13,300	10
DW8484	5"	1/8"	7/8"	A24R	Metal Cutting & Grinding	12,200	25
DW8436	5"	1/8"	5/8"-11	A24R	Metal Cutting & Grinding	12,200	10
DW8485	6"	1/8"	7/8"	A24R	Metal Cutting & Grinding	10,100	10
DW8438	6"	1/8"	5/8"-11	A24R	Metal Cutting & Grinding	10,100	10
DW8486	7"	1/8"	7/8"	A24R	Metal Cutting & Grinding	8,700	10
DW8437	7"	1/8"	5/8"-11	A24R	Metal Cutting & Grinding	8,700	10
DW8487	9"	1/8"	7/8"	A24R	Metal Cutting & Grinding	6,600	10
DW8439	9"	1/8"	5/8"-11	A24R	Metal Cutting & Grinding	6,600	10
1/4" Metal Grinding							
DW4419	4"	1/4"	5/8"	A24R	Metal Grinding	15,200	25
DW4514	4-1/2"	1/4"	7/8"	A24R	Metal Grinding	13,300	25
DW4514B5	4-1/2"	1/4"	7/8"	A24R	Metal Grinding	13,300	5
DW4523	4-1/2"	1/4"	5/8"-11	A24R	Metal Grinding	13,300	10
DW4619	5"	1/4"	7/8"	A24R	Metal Grinding	12,200	25
DW4623	5"	1/4"	5/8"-11	A24R	Metal Grinding	12,200	10
DW4624	6"	1/4"	7/8"	A24R	Metal Grinding	10,100	10
DW4626	6"	1/4"	5/8"-11	A24R	Metal Grinding	10,100	10
DW4719	7"	1/4"	7/8"	A24R	Metal Grinding	8,700	10
DW4999	7"	1/4"	5/8"-11	A24R	Metal Grinding	8,700	10
DW4949	9"	1/4"	7/8"	A24R	Metal Grinding	6,600	10
DW4954	9"	1/4"	5/8"-11	A24R	Metal Grinding	6,600	10
DW4541	4-1/2"	1/4"	7/8"	A24R	Fast Metal Grinding	13,300	25
DW4542	4-1/2"	1/4"	5/8"-11	A24R	Fast Metal Grinding	13,300	10
DW4543	5"	1/4"	7/8"	A24R	Fast Metal Grinding	12,200	25
DW4544	5"	1/4"	5/8"-11	A24R	Fast Metal Grinding	12,200	10
DW4545	6"	1/4"	7/8"	A24R	Fast Metal Grinding	10,100	10
DW4546	6"	1/4"	5/8"-11	A24R	Fast Metal Grinding	10,100	10
DW4547	7"	1/4"	7/8"	A24R	Fast Metal Grinding	8,700	10
DW4548	7"	1/4"	5/8"-11	A24R	Fast Metal Grinding	8,700	10
DW4549	9"	1/4"	7/8"	A24R	Fast Metal Grinding	6,600	10
DW4550	9"	1/4"	5/8"-11	A24R	Fast Metal Grinding	6,600	10



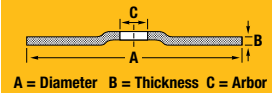
TYPE 27 BONDED ABRASIVES *(continued)*

HIGH
Performance

MASONRY CUTTING & GRINDING WHEELS



Type 27



CAT #	DIA.	THICKNESS	ARBOR	GRIT	APPLICATION	MAX RPM	PACK
Masonry Cutting							
DW4428	4"	1/8"	5/8"	C24R	Masonry Cutting	15,200	25
DW4528	4-1/2"	1/8"	7/8"	C24R	Masonry Cutting	13,300	25
DW4552	4-1/2"	1/8"	5/8"-11	C24R	Masonry Cutting	13,300	10
DW4628	5"	1/8"	7/8"	C24R	Masonry Cutting	12,200	25
DW4658	5"	1/8"	5/8"-11	C24R	Masonry Cutting	12,200	10
DW4728	7"	1/8"	7/8"	C24R	Masonry Cutting	8,700	10
DW4758	7"	1/8"	5/8"-11	C24R	Masonry Cutting	8,700	10
DW4928	9"	1/8"	7/8"	C24R	Masonry Cutting	6,600	10
DW4929	9"	1/8"	5/8"-11	C24R	Masonry Cutting	6,600	10
Masonry Grinding							
DW4429	4"	1/4"	5/8"	C24R	Masonry Grinding	15,200	25
DW4524	4-1/2"	1/4"	7/8"	C24R	Masonry Grinding	13,300	25
DW4551	4-1/2"	1/4"	5/8"-11	C24R	Masonry Grinding	13,300	10
DW4629	5"	1/4"	7/8"	C24R	Masonry Grinding	12,200	25
DW4553	5"	1/4"	5/8"-11	C24R	Masonry Grinding	12,200	10
DW4554	7"	1/4"	7/8"	C24R	Masonry Grinding	8,700	10
DW4759	7"	1/4"	5/8"-11	C24R	Masonry Grinding	8,700	10
DW4557	9"	1/4"	7/8"	C24R	Masonry Grinding	6,600	10
DW4959	9"	1/4"	5/8"-11	C24R	Masonry Grinding	6,600	10



HIGH
Performance

STAINLESS STEEL CUTTING & GRINDING WHEELS



CAT #	DIA.	THICKNESS	ARBOR	GRIT	APPLICATION	MAX RPM	PACK
Stainless Steel Cutting							
DW8452	4-1/2"	1/8"	7/8"	A30S	Stainless Cutting	13,300	25
DW8454	5"	1/8"	7/8"	A30S	Stainless Cutting	12,200	25
DW8456	7"	1/8"	7/8"	A30S	Stainless Cutting	8,700	10
DW8458	9"	1/8"	7/8"	A30S	Stainless Cutting	6,600	10
Stainless Steel Grinding							
DW8410	4"	1/4"	5/8"	A30S	Stainless Grinding	15,200	25
DW8414	4-1/2"	1/4"	7/8"	A30S	Stainless Grinding	13,300	25
DW8415	4-1/2"	1/4"	5/8"-11	A30S	Stainless Grinding	13,300	10
DW8464	5"	1/4"	7/8"	A30S	Stainless Grinding	12,200	25
DW8416	5"	1/4"	5/8"-11	A30S	Stainless Grinding	12,200	10
DW8466	7"	1/4"	7/8"	A30S	Stainless Grinding	8,700	10
DW8417	7"	1/4"	5/8"-11	A30S	Stainless Grinding	8,700	10
DW8468	9"	1/4"	7/8"	A30S	Stainless Grinding	6,600	10
DW8419	9"	1/4"	5/8"-11	A30S	Stainless Grinding	6,600	10



HIGH
Performance

ALUMINUM GRINDING



CAT #	DIA.	THICKNESS	ARBOR	GRIT	APPLICATION	MAX RPM	PACK
DW8400	4"	1/4"	5/8"	A30N	Aluminum Grinding	15,200	25
DW8404	4-1/2"	1/4"	7/8"	A30N	Aluminum Grinding	13,300	25
DW8405	4-1/2"	1/4"	5/8"-11	A30N	Aluminum Grinding	13,300	10
DW8474	5"	1/4"	7/8"	A30N	Aluminum Grinding	12,200	25
DW8406	5"	1/4"	5/8"-11	A30N	Aluminum Grinding	12,200	10
DW8476	7"	1/4"	7/8"	A30N	Aluminum Grinding	8,700	10
DW8407	7"	1/4"	5/8"-11	A30N	Aluminum Grinding	8,700	10
DW8409	9"	1/4"	5/8"-11	A30N	Aluminum Grinding	6,600	10

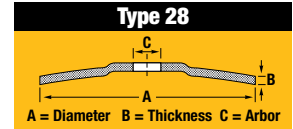


TYPE 28 BONDED ABRASIVES

HIGH Performance GRINDING WHEELS



CAT #	DIA.	THICKNESS	ARBOR	GRIT	APPLICATION	MAX RPM	PACK
Metal Grinding							
DW8445	7"	1/4"	7/8"	A24R	Flat Metal Grinding	8,700	10
DW8446	7"	1/4"	5/8"-11	A24R	Flat Metal Grinding	8,700	10
DW8447	9"	1/4"	7/8"	A24R	Flat Metal Grinding	6,600	10
DW8448	9"	1/4"	5/8"-11	A24R	Flat Metal Grinding	6,600	10

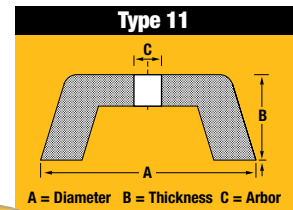


TYPE 11 BONDED ABRASIVES

HIGH Performance CUP WHEELS

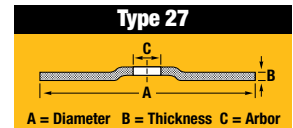


CAT #	DIA.	THICKNESS	ARBOR	GRIT	APPLICATION	MAX RPM	PACK
Metal Grinding							
DW4960	4"	2"	5/8"-11	A16R	Metal Surface Grinding	9,000	4
DW4964	6"	2"	5/8"-11	A16R	Metal Surface Grinding	6,000	4
Masonry Grinding							
DW4961	4"	2"	5/8"-11	C16R	Masonry Surface Grinding	9,000	4
DW4965	6"	2"	5/8"-11	C16R	Masonry Surface Grinding	6,000	4



TYPE 27 FLAP DISCS

XP EXTENDED Performance WEARABLE BACKING FLAP DISCS



CAT #	DIA.	ARBOR	GRIT	MAX RPM	PACK	CAT #	DIA.	ARBOR	GRIT	MAX RPM	PACK
DW8210	4-1/2"	7/8"	Z40	13,300	10	DW8222	6"	7/8"	Z40	10,100	10
DW8211	4-1/2"	7/8"	Z60	13,300	10	DW8223	6"	7/8"	Z60	10,100	10
DW8212	4-1/2"	7/8"	Z80	13,300	10	DW8224	6"	7/8"	Z80	10,100	10
DW8213	4-1/2"	7/8"	Z120	13,300	10	DW8225	6"	7/8"	Z120	10,100	10
DW8210H	4-1/2"	5/8"-11	Z40	13,300	5	DW8222H	6"	5/8"-11	Z40	10,100	5
DW8211H	4-1/2"	5/8"-11	Z60	13,300	5	DW8223H	6"	5/8"-11	Z60	10,100	5
DW8212H	4-1/2"	5/8"-11	Z80	13,300	5	DW8224H	6"	5/8"-11	Z80	10,100	5
DW8213H	4-1/2"	5/8"-11	Z120	13,300	5	DW8225H	6"	5/8"-11	Z120	10,100	5
DW8214	5"	7/8"	Z40	12,200	10	DW8218	7"	7/8"	Z40	8,700	10
DW8215	5"	7/8"	Z60	12,200	10	DW8219	7"	7/8"	Z60	8,700	10
DW8216	5"	7/8"	Z80	12,200	10	DW8220	7"	7/8"	Z80	8,700	10
DW8217	5"	7/8"	Z120	12,200	10	DW8221	7"	7/8"	Z120	8,700	10
DW8214H	5"	5/8"-11	Z40	12,200	5	DW8218H	7"	5/8"-11	Z40	8,700	5
DW8215H	5"	5/8"-11	Z60	12,200	5	DW8219H	7"	5/8"-11	Z60	8,700	5
DW8216H	5"	5/8"-11	Z80	12,200	5	DW8220H	7"	5/8"-11	Z80	8,700	5
DW8217H	5"	5/8"-11	Z120	12,200	5	DW8221H	7"	5/8"-11	Z120	8,700	5



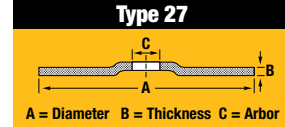
TYPE 27 FLAP DISCS *(continued)*

XP EXTENDED Performance



CAT #	DIA.	ARBOR	GRIT	MAX RPM	PACK
DW8250	4-1/2"	7/8"	Z40	13,300	10
DW8251	4-1/2"	7/8"	Z60	13,300	10
DW8252	4-1/2"	7/8"	Z80	13,300	10
DW8253	4-1/2"	7/8"	Z120	13,300	10
DW8254	4-1/2"	5/8"-11	Z40	13,300	5
DW8255	4-1/2"	5/8"-11	Z60	13,300	5
DW8256	4-1/2"	5/8"-11	Z80	13,300	5
DW8257	4-1/2"	5/8"-11	Z120	13,300	5
DW8258	5"	7/8"	Z40	12,200	10
DW8259	5"	7/8"	Z60	12,200	10
DW8260	5"	7/8"	Z80	12,200	10
DW8261	5"	7/8"	Z120	12,200	10
DW8262	5"	5/8"-11	Z40	12,200	5
DW8263	5"	5/8"-11	Z60	12,200	5
DW8264	5"	5/8"-11	Z80	12,200	5
DW8265	5"	5/8"-11	Z120	12,200	5

CAT #	DIA.	ARBOR	GRIT	MAX RPM	PACK
DW8274	6"	7/8"	Z40	10,100	10
DW8275	6"	7/8"	Z60	10,100	10
DW8276	6"	7/8"	Z80	10,100	10
DW8277	6"	7/8"	Z120	10,100	10
DW8274H	6"	5/8"-11	Z40	10,100	5
DW8275H	6"	5/8"-11	Z60	10,100	5
DW8276H	6"	5/8"-11	Z80	10,100	5
DW8277H	6"	5/8"-11	Z120	10,100	5
DW8266	7"	7/8"	Z40	8,700	10
DW8267	7"	7/8"	Z60	8,700	10
DW8268	7"	7/8"	Z80	8,700	10
DW8269	7"	7/8"	Z120	8,700	10
DW8270	7"	5/8"-11	Z40	8,700	5
DW8271	7"	5/8"-11	Z60	8,700	5
DW8272	7"	5/8"-11	Z80	8,700	5
DW8273	7"	5/8"-11	Z120	8,700	5



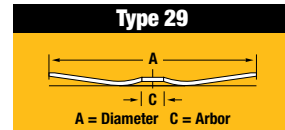
TYPE 29 FLAP DISCS

HIGH Performance



CAT #	DIA.	ARBOR	GRIT	MAX RPM	PACK
DW8336	4-1/2"	7/8"	Z24	13,300	10
DW8306	4-1/2"	7/8"	Z36	13,300	10
DW8308	4-1/2"	7/8"	Z60	13,300	10
DW8309	4-1/2"	7/8"	Z80	13,300	10
DW8310	4-1/2"	7/8"	Z120	13,300	10
DW8337	4-1/2"	5/8"-11	Z24	13,300	5
DW8311	4-1/2"	5/8"-11	Z36	13,300	5
DW8312	4-1/2"	5/8"-11	Z60	13,300	5
DW8313	4-1/2"	5/8"-11	Z80	13,300	5
DW8314	4-1/2"	5/8"-11	Z120	13,300	5
DW8338	5"	7/8"	Z24	12,200	10
DW8315	5"	7/8"	Z36	12,200	10
DW8317	5"	7/8"	Z60	12,200	10
DW8318	5"	7/8"	Z80	12,200	10
DW8319	5"	7/8"	Z120	12,200	10
DW8339	5"	5/8"-11	Z24	12,200	5
DW8332	5"	5/8"-11	Z36	12,200	5
DW8333	5"	5/8"-11	Z60	12,200	5
DW8334	5"	5/8"-11	Z80	12,200	5

CAT #	DIA.	ARBOR	GRIT	MAX RPM	PACK
DW8335	5"	5/8"-11	Z120	12,200	5
DW8380	6"	7/8"	Z40	10,100	10
DW8381	6"	7/8"	Z60	10,100	10
DW8382	6"	7/8"	Z80	10,100	10
DW8383	6"	7/8"	Z120	10,100	10
DW8380H	6"	5/8"-11	Z40	10,100	5
DW8381H	6"	5/8"-11	Z60	10,100	5
DW8382H	6"	5/8"-11	Z80	10,100	5
DW8383H	6"	7/8"	Z120	8,700	5
DW8340	7"	7/8"	Z24	8,700	10
DW8321	7"	7/8"	Z36	8,700	10
DW8323	7"	7/8"	Z60	8,700	10
DW8324	7"	7/8"	Z80	8,700	10
DW8325	7"	7/8"	Z120	8,700	10
DW8341	7"	5/8"-11	Z24	8,700	5
DW8327	7"	5/8"-11	Z36	8,700	5
DW8329	7"	5/8"-11	Z60	8,700	5
DW8330	7"	5/8"-11	Z80	8,700	5
DW8331	7"	5/8"-11	Z120	8,700	5



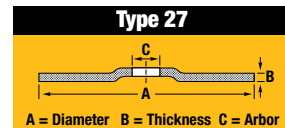
TYPE 27 FLAP DISCS

HIGH Performance



CAT #	DIA.	ARBOR	GRIT	MAX RPM	PACK
DW8300	4"	5/8"	Z36	15,200	10
DW8302	4"	5/8"	Z60	15,200	10
DW8303	4"	5/8"	Z80	15,200	10
DW8304	4"	5/8"	Z120	15,200	10
DW8350	4-1/2"	7/8"	Z24	13,300	10
DW8351	4-1/2"	7/8"	Z40	13,300	10

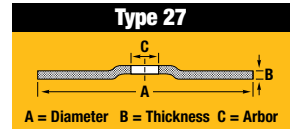
CAT #	DIA.	ARBOR	GRIT	MAX RPM	PACK
DW8352	4-1/2"	7/8"	Z60	13,300	10
DW8353	4-1/2"	7/8"	Z80	13,300	10
DW8354	4-1/2"	7/8"	Z120	13,300	10
DW8355	4-1/2"	5/8"-11	Z24	13,300	5
DW8356	4-1/2"	5/8"-11	Z40	13,300	5
DW8357	4-1/2"	5/8"-11	Z60	13,300	5



(continued on next page)

TYPE 27 FLAP DISCS (continued)

HIGH Performance (continued)



CAT #	DIA.	ARBOR	GRIT	MAX RPM	PACK
DW8358	4-1/2"	5/8"-11	Z80	13,300	5
DW8359	4-1/2"	5/8"-11	Z120	13,300	5
DW8360	5"	7/8"	Z24	12,200	10
DW8361	5"	7/8"	Z40	12,200	10
DW8362	5"	7/8"	Z60	12,200	10
DW8363	5"	7/8"	Z80	12,200	10
DW8364	5"	7/8"	Z120	12,200	10
DW8365	5"	5/8"-11	Z24	12,200	5
DW8366	5"	5/8"-11	Z40	12,200	5
DW8367	5"	5/8"-11	Z60	12,200	5
DW8368	5"	5/8"-11	Z80	12,200	5

CAT #	DIA.	ARBOR	GRIT	MAX RPM	PACK
DW8369	5"	5/8"-11	Z120	12,200	5
DW8370	7"	7/8"	Z24	8,700	10
DW8371	7"	7/8"	Z40	8,700	10
DW8372	7"	7/8"	Z60	8,700	10
DW8373	7"	7/8"	Z80	8,700	10
DW8374	7"	7/8"	Z120	8,700	10
DW8375	7"	5/8"-11	Z24	8,700	5
DW8376	7"	5/8"-11	Z40	8,700	5
DW8377	7"	5/8"-11	Z60	8,700	5
DW8378	7"	5/8"-11	Z80	8,700	5
DW8379	7"	5/8"-11	Z120	8,700	5



FIBER DISCS

HIGH Performance ALUMINUM OXIDE



CAT #	DIA.	ARBOR	GRIT	MAX RPM	PACK
DW4439	4"	5/8"	80	15,200	5
DW4432	4"	5/8"	36	15,200	25
DW4433	4"	5/8"	60	15,200	25
DW4436	4"	5/8"	80	15,200	25
DW4534	4-1/2"	7/8"	24	13,300	5
DW4535	4-1/2"	7/8"	36	13,300	5
DW4537	4-1/2"	7/8"	60	13,300	5
DW4539	4-1/2"	7/8"	80	13,300	5
DW4532	4-1/2"	7/8"	24	13,300	25
DW4533	4-1/2"	7/8"	36	13,300	25
DW4536	4-1/2"	7/8"	60	13,300	25
DW4538	4-1/2"	7/8"	80	13,300	25
DARB1F0305	4"	5/8"	36	15,200	5
DARB1F0605	4"	5/8"	60	15,200	5
DARB1F0805	4"	5/8"	80	15,200	5
DARB1G0205	4-1/2"	7/8"	24	13,300	5
DARB1G0305	4-1/2"	7/8"	36	13,300	5
DARB1G0605	4-1/2"	7/8"	60	13,300	5
DARB1G0805	4-1/2"	7/8"	80	13,300	5
DARB1H0205	5"	7/8"	24	12,200	5
DARB1H0305	5"	7/8"	36	12,200	5
DARB1H0605	5"	7/8"	60	12,200	5
DARB1H0805	5"	7/8"	80	12,200	5
DARB1K0205	7"	7/8"	24	8,700	5
DARB1K0305	7"	7/8"	36	8,700	5
DARB1K0605	7"	7/8"	60	8,700	5
DARB1K0805	7"	7/8"	80	8,700	5
DARB1F0325	4"	5/8"	36	15,200	25
DARB1F0525	4"	5/8"	50	15,200	25
DARB1F0625	4"	5/8"	60	15,200	25
DARB1F0825	4"	5/8"	80	15,200	25
DARB1F1025	4"	5/8"	100	15,200	25
DARB1F1225	4"	5/8"	120	15,200	25

CAT #	DIA.	ARBOR	GRIT	MAX RPM	PACK
DARB1G0125	4-1/2"	7/8"	16	13,300	25
DARB1G0225	4-1/2"	7/8"	24	13,300	25
DARB1G0325	4-1/2"	7/8"	36	13,300	25
DARB1G0525	4-1/2"	7/8"	50	13,300	25
DARB1G0625	4-1/2"	7/8"	60	13,300	25
DARB1G0825	4-1/2"	7/8"	80	13,300	25
DARB1G1025	4-1/2"	7/8"	100	13,300	25
DARB1G1225	4-1/2"	7/8"	120	13,300	25
DARB1H0125	5"	7/8"	16	15,200	25
DARB1H0225	5"	7/8"	24	15,200	25
DARB1H0325	5"	7/8"	36	13,300	25
DARB1H0525	5"	7/8"	50	13,300	25
DARB1H0625	5"	7/8"	60	13,300	25
DARB1H0825	5"	7/8"	80	12,200	25
DARB1H1025	5"	7/8"	100	12,200	25
DARB1H1225	5"	7/8"	120	12,200	25
DARB1K0125	7"	7/8"	16	8,700	25
DARB1K0225	7"	7/8"	24	8,700	25
DARB1K0325	7"	7/8"	36	8,700	25
DARB1K0525	7"	7/8"	50	8,700	25
DARB1K0625	7"	7/8"	60	8,700	25
DARB1K0825	7"	7/8"	80	8,700	25
DARB1K1025	7"	7/8"	100	8,700	25
DARB1K1225	7"	7/8"	120	8,700	25
DARB1M0125	9"	7/8"	16	6,600	25
DARB1M0225	9"	7/8"	24	6,600	25
DARB1M0325	9"	7/8"	36	6,600	25
DARB1M0525	9"	7/8"	50	6,600	25
DARB1M0625	9"	7/8"	60	6,600	25
DARB1M0825	9"	7/8"	80	6,600	25
DARB1M1025	9"	7/8"	100	6,600	25
DARB1M1225	9"	7/8"	120	6,600	25

CAT #	DIA.	ARBOR	GRIT	MAX RPM	PACK
Quick Lock					
DARC1G0115	4-1/2"	5/8"-11	16	13,300	15
DARC1G0215	4-1/2"	5/8"-11	24	13,300	15
DARC1G0315	4-1/2"	5/8"-11	36	13,300	15
DARC1G0515	4-1/2"	5/8"-11	50	13,300	15
DARC1G0615	4-1/2"	5/8"-11	60	13,300	15
DARC1G0815	4-1/2"	5/8"-11	80	13,300	15
DARC1H0115	5"	5/8"-11	16	12,200	15
DARC1H0215	5"	5/8"-11	24	12,200	15
DARC1H0315	5"	5/8"-11	36	12,200	15
DARC1H0515	5"	5/8"-11	50	12,200	15
DARC1H0615	5"	5/8"-11	60	12,200	15
DARC1H0815	5"	5/8"-11	80	12,200	15
DARC1K0115	7"	5/8"-11	16	8,700	15
DARC1K0215	7"	5/8"-11	24	8,700	15
DARC1K0315	7"	5/8"-11	36	8,700	15
DARC1K0515	7"	5/8"-11	50	8,700	15
DARC1K0615	7"	5/8"-11	60	8,700	15
DARC1K0815	7"	5/8"-11	80	8,700	15



FIBER DISCS (continued)

XP EXTENDED Performance ZIRCONIA



CAT #	DIA.	ARBOR	GRIT	MAX RPM	PACK
DARB4G0225	4-1/2"	7/8"	24	13,300	25
DARB4G0325	4-1/2"	7/8"	36	13,300	25
DARB4G0525	4-1/2"	7/8"	50	13,300	25
DARB4G0625	4-1/2"	7/8"	60	13,300	25
DARB4G0825	4-1/2"	7/8"	80	13,300	25
DARB4H0225	5"	7/8"	24	12,200	25
DARB4H0325	5"	7/8"	36	12,200	25
DARB4H0525	5"	7/8"	50	12,200	25
DARB4H0625	5"	7/8"	60	12,200	25
DARB4H0825	5"	7/8"	80	12,200	25
DARB4K0225	7"	7/8"	24	8,700	25
DARB4K0325	7"	7/8"	36	8,700	25
DARB4K0525	7"	7/8"	50	8,700	25
DARB4K0625	7"	7/8"	60	8,700	25
DARB4K0825	7"	7/8"	80	8,700	25

CAT #	DIA.	ARBOR	GRIT	MAX RPM	PACK
Quick Lock					
DARC4G0215	4-1/2"	5/8"-11	24	13,300	15
DARC4G0315	4-1/2"	5/8"-11	36	13,300	15
DARC4G0515	4-1/2"	5/8"-11	50	13,300	15
DARC4G0615	4-1/2"	5/8"-11	60	13,300	15
DARC4G0815	4-1/2"	5/8"-11	80	13,300	15
DARC4H0215	5"	5/8"-11	24	12,200	15
DARC4H0315	5"	5/8"-11	36	12,200	15
DARC4H0515	5"	5/8"-11	50	12,200	15
DARC4H0615	5"	5/8"-11	60	12,200	15
DARC4H0815	5"	5/8"-11	80	12,200	15
DARC4K0215	7"	5/8"-11	24	8,700	15
DARC4K0315	7"	5/8"-11	36	8,700	15
DARC4K0515	7"	5/8"-11	50	8,700	15
DARC4K0615	7"	5/8"-11	60	8,700	15
DARC4K0815	7"	5/8"-11	80	8,700	15



XP EXTENDED Performance ZIRCONIA COOL CUT



CAT #	DIA.	ARBOR	GRIT	MAX RPM	PACK
DARB5G0225	4-1/2"	7/8"	24	13,300	25
DARB5G0325	4-1/2"	7/8"	36	13,300	25
DARB5G0525	4-1/2"	7/8"	50	13,300	25
DARB5G0625	4-1/2"	7/8"	60	13,300	25
DARB5G0825	4-1/2"	7/8"	80	13,300	25
DARB5G1025	4-1/2"	7/8"	100	13,300	25
DARB5G1225	4-1/2"	7/8"	120	13,300	25
DARB5H0225	5"	7/8"	24	12,200	25
DARB5H0325	5"	7/8"	36	12,200	25
DARB5H0525	5"	7/8"	50	12,200	25
DARB5H0625	5"	7/8"	60	12,200	25
DARB5H0825	5"	7/8"	80	12,200	25
DARB5H1025	5"	7/8"	100	12,200	25
DARB5H1225	5"	7/8"	120	12,200	25
DARB5K0225	7"	7/8"	24	8,700	25
DARB5K0325	7"	7/8"	36	8,700	25
DARB5K0525	7"	7/8"	50	8,700	25
DARB5K0625	7"	7/8"	60	8,700	25
DARB5K0825	7"	7/8"	80	8,700	25
DARB5K1025	7"	7/8"	100	8,700	25
DARB5K1225	7"	7/8"	120	8,700	25

CAT #	DIA.	ARBOR	GRIT	MAX RPM	PACK
DARB5M0225	9"	7/8"	24	6,600	25
DARB5M0325	9"	7/8"	36	6,600	25
DARB5M0525	9"	7/8"	50	6,600	25
DARB5M0625	9"	7/8"	60	6,600	25
DARB5M0825	9"	7/8"	80	6,600	25
Quick Lock					
DARC5G0215	4-1/2"	5/8"-11	24	13,300	15
DARC5G0315	4-1/2"	5/8"-11	36	13,300	15
DARC5G0515	4-1/2"	5/8"-11	50	13,300	15
DARC5G0615	4-1/2"	5/8"-11	60	13,300	15
DARC5G0815	4-1/2"	5/8"-11	80	13,300	15
DARC5H0215	5"	5/8"-11	24	12,200	15
DARC5H0315	5"	5/8"-11	36	12,200	15
DARC5H0515	5"	5/8"-11	50	12,200	15
DARC5H0615	5"	5/8"-11	60	12,200	15
DARC5H0815	5"	5/8"-11	80	12,200	15
DARC5K0215	7"	5/8"-11	24	8,700	15
DARC5K0315	7"	5/8"-11	36	8,700	15
DARC5K0515	7"	5/8"-11	50	8,700	15
DARC5K0615	7"	5/8"-11	60	8,700	15
DARC5K0815	7"	5/8"-11	80	8,700	15




XP3 CERAMIC



CAT #	DIA.	ARBOR	GRIT	MAX RPM	PACK
DARB6G0225	4-1/2"	7/8"	24	13,300	25
DARB6G0325	4-1/2"	7/8"	36	13,300	25
DARB6G0525	4-1/2"	7/8"	50	13,300	25
DARB6H0225	5"	7/8"	24	12,200	25
DARB6H0325	5"	7/8"	36	12,200	25
DARB6H0525	5"	7/8"	50	12,200	25
DARB6K0225	7"	7/8"	24	8,700	25
DARB6K0325	7"	7/8"	36	8,700	25
DARB6K0525	7"	7/8"	50	8,700	25

CAT #	DIA.	ARBOR	GRIT	MAX RPM	PACK
Quick Lock					
DARC6G0215	4-1/2"	5/8"-11	24	13,300	15
DARC6G0315	4-1/2"	5/8"-11	36	13,300	15
DARC6G0515	4-1/2"	5/8"-11	50	13,300	15
DARC6H0215	5"	5/8"-11	24	12,200	15
DARC6H0315	5"	5/8"-11	36	12,200	15
DARC6H0515	5"	5/8"-11	50	12,200	15
DARC6K0215	7"	5/8"-11	24	8,700	15
DARC6K0315	7"	5/8"-11	36	8,700	15
DARC6K0515	7"	5/8"-11	50	8,700	15



FLAP WHEELS

**ANGLE GRINDER
FLAP WHEELS**



CAT #	DIA.	ARBOR	GRIT	MAX RPM	PACK
DAGH1G0410	4-1/2"	5/8"-11	40	13,300	10
DAGH1G0610	4-1/2"	5/8"-11	60	13,300	10

CAT #	DIA.	ARBOR	GRIT	MAX RPM	PACK
DAGH1G0810	4-1/2"	5/8"-11	80	13,300	10
DAGH1G1210	4-1/2"	5/8"-11	120	13,300	10



**HIGH
Performance** **FLAP WHEELS**



CAT #	DIA.	WIDTH	ARBOR	GRIT	MAX RPM	PACK
DAFE1P0410	3/4"	3/4"	1/4" shaft	40	25,000	10
DAFE1P0610	3/4"	3/4"	1/4" shaft	60	25,000	10
DAFE1P0810	3/4"	3/4"	1/4" shaft	80	25,000	10
DAFE1P1210	3/4"	3/4"	1/4" shaft	120	25,000	10
DAFE1A0410	1"	1/2"	1/4" shaft	40	25,000	10
DAFE1A0610	1"	1/2"	1/4" shaft	60	25,000	10
DAFE1A0810	1"	1/2"	1/4" shaft	80	25,000	10
DAFE1A1210	1"	1/2"	1/4" shaft	120	25,000	10
DAFE1A1810	1"	1/2"	1/4" shaft	180	25,000	10
DAFE1A2410	1"	1/2"	1/4" shaft	240	25,000	10
DAFE1B0410	1"	1"	1/4" shaft	40	25,000	10
DAFE1B0610	1"	1"	1/4" shaft	60	25,000	10
DAFE1B0810	1"	1"	1/4" shaft	80	25,000	10
DAFE1B1210	1"	1"	1/4" shaft	120	25,000	10
DAFE1B1810	1"	1"	1/4" shaft	180	25,000	10
DAFE1B2410	1"	1"	1/4" shaft	240	25,000	10
DAFE1D0410	1-1/2"	1"	1/4" shaft	40	25,000	10
DAFE1D0610	1-1/2"	1"	1/4" shaft	60	25,000	10
DAFE1D0810	1-1/2"	1"	1/4" shaft	80	25,000	10
DAFE1D1210	1-1/2"	1"	1/4" shaft	120	25,000	10
DAFE1D1810	1-1/2"	1"	1/4" shaft	180	25,000	10
DAFE1D2410	1-1/2"	1"	1/4" shaft	240	25,000	10
DAFE1E0410	2"	1/2"	1/4" shaft	40	25,000	10
DAFE1E0610	2"	1/2"	1/4" shaft	60	25,000	10
DAFE1E0810	2"	1/2"	1/4" shaft	80	25,000	10
DAFE1E1210	2"	1/2"	1/4" shaft	120	25,000	10
DAFE1E1810	2"	1/2"	1/4" shaft	180	25,000	10
DAFE1E2410	2"	1/2"	1/4" shaft	240	25,000	10
DAFE1R0410	2"	3/4"	1/4" shaft	40	25,000	10
DAFE1R0610	2"	3/4"	1/4" shaft	60	25,000	10
DAFE1R0810	2"	3/4"	1/4" shaft	80	25,000	10
DAFE1R1210	2"	3/4"	1/4" shaft	120	25,000	10
DAFE1R1810	2"	3/4"	1/4" shaft	180	25,000	10

CAT #	DIA.	WIDTH	ARBOR	GRIT	MAX RPM	PACK
DAFE1R2410	2"	3/4"	1/4" shaft	240	25,000	10
DAFE1F0410	2"	1"	1/4" shaft	40	25,000	10
DAFE1F0610	2"	1"	1/4" shaft	60	25,000	10
DAFE1F0810	2"	1"	1/4" shaft	80	25,000	10
DAFE1F1210	2"	1"	1/4" shaft	120	25,000	10
DAFE1F1810	2"	1"	1/4" shaft	180	25,000	10
DAFE1F2410	2"	1"	1/4" shaft	240	25,000	10
DAFE1Q0410	2-1/2"	1"	1/4" shaft	40	25,000	10
DAFE1Q0610	2-1/2"	1"	1/4" shaft	60	25,000	10
DAFE1Q0810	2-1/2"	1"	1/4" shaft	80	25,000	10
DAFE1Q1210	2-1/2"	1"	1/4" shaft	120	25,000	10
DAFE1Q1810	2-1/2"	1"	1/4" shaft	180	25,000	10
DAFE1Q2410	2-1/2"	1"	1/4" shaft	240	25,000	10
DAFE1G0410	3"	12"	1/4" shaft	40	20,000	10
DAFE1G0610	3"	1/2"	1/4" shaft	60	20,000	10
DAFE1G0810	3"	1/2"	1/4" shaft	80	20,000	10
DAFE1G1210	3"	1/2"	1/4" shaft	120	20,000	10
DAFE1G1810	3"	1/2"	1/4" shaft	180	20,000	10
DAFE1G2410	3"	1/2"	1/4" shaft	240	20,000	10
DAFE1H0410	3"	1"	1/4" shaft	40	20,000	10
DAFE1H0610	3"	1"	1/4" shaft	60	20,000	10
DAFE1H0810	3"	1"	1/4" shaft	80	20,000	10
DAFE1H1210	3"	1"	1/4" shaft	120	20,000	10
DAFE1H1810	3"	1"	1/4" shaft	180	20,000	10
DAFE1H2410	3"	1"	1/4" shaft	240	20,000	10
DAFK1M0510	6-1/2"	1"	1"	50	5,800	10
DAFK1M0610	6-1/2"	1"	1"	60	5,800	10
DAFK1M0810	6-1/2"	1"	1"	80	5,800	10
DAFK1M1210	6-1/2"	1"	1"	120	5,800	10
DAFK1N0510	6-1/2"	2"	1"	50	5,800	10
DAFK1N0610	6-1/2"	2"	1"	60	5,800	10
DAFK1N0810	6-1/2"	2"	1"	80	5,800	10
DAFK1N1210	6-1/2"	2"	1"	120	5,800	10



**HIGH
Performance** **FINISHING
FLAP WHEELS**



CAT #	DIA.	WIDTH	ARBOR	GRIT	MAX RPM	PACK
DAFE7F0610	2"	1"	1/4" shaft	60	12,000	10
DAFE7F1010	2"	1"	1/4" shaft	100	12,000	10
DAFE7F1510	2"	1"	1/4" shaft	150	12,000	10
DAFE7K0610	3"	1-3/4"	1/4" shaft	60	8,000	10
DAFE7K1010	3"	1-3/4"	1/4" shaft	100	8,000	10

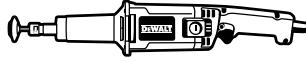
CAT #	DIA.	WIDTH	ARBOR	GRIT	MAX RPM	PACK
DAFE7K1510	3"	1-3/4"	1/4" shaft	150	8,000	10
DAFE7L0610	4"	1-3/4"	1/4" shaft	60	8,000	10
DAFE7L1010	4"	1-3/4"	1/4" shaft	100	8,000	10
DAFE7L1510	4"	1-3/4"	1/4" shaft	150	8,000	10



QUICK CHANGE DISCS

HIGH
Performance

ALUMINUM OXIDE



CAT #	DIA.	ARBOR	GRIT	MAX RPM	PACK
DALD1A021A	1"	QDC	24	30,000	100
DALD1A031A	1"	QDC	36	30,000	100
DALD1A041A	1"	QDC	40	30,000	100
DALD1A051A	1"	QDC	50	30,000	100
DALD1A061A	1"	QDC	60	30,000	100
DALD1A081A	1"	QDC	80	30,000	100
DALD1A121A	1"	QDC	120	30,000	100
DALD1B021A	1-1/2"	QDC	24	30,000	100
DALD1B031A	1-1/2"	QDC	36	30,000	100
DALD1B041A	1-1/2"	QDC	40	30,000	100
DALD1B051A	1-1/2"	QDC	50	30,000	100
DALD1B061A	1-1/2"	QDC	60	30,000	100
DALD1B081A	1-1/2"	QDC	80	30,000	100
DALD1B121A	1-1/2"	QDC	120	30,000	100
DALD1C021A	2"	QDC	24	20,000	100
DALD1C031A	2"	QDC	36	20,000	100
DALD1C041A	2"	QDC	40	20,000	100
DALD1C051A	2"	QDC	50	20,000	100
DALD1C061A	2"	QDC	60	20,000	100
DALD1C081A	2"	QDC	80	20,000	100
DALD1C121A	2"	QDC	120	20,000	100
DALD1E0250	3"	QDC	24	20,000	50
DALD1E0350	3"	QDC	36	20,000	50
DALD1E0450	3"	QDC	40	20,000	50
DALD1E0550	3"	QDC	50	20,000	50
DALD1E0650	3"	QDC	60	20,000	50

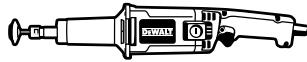
CAT #	DIA.	ARBOR	GRIT	MAX RPM	PACK
DALD1E0850	3"	QDC	80	20,000	50
DALD1E1250	3"	QDC	120	20,000	50
DALN1B021A	1-1/2"	QRC	24	30,000	100
DALN1B031A	1-1/2"	QRC	36	30,000	100
DALN1B041A	1-1/2"	QRC	40	30,000	100
DALN1B051A	1-1/2"	QRC	50	30,000	100
DALN1B061A	1-1/2"	QRC	60	30,000	100
DALN1B081A	1-1/2"	QRC	80	30,000	100
DALN1B121A	1-1/2"	QRC	120	30,000	100
DALN1C021A	2"	QRC	24	20,000	100
DALN1C031A	2"	QRC	36	20,000	100
DALN1C041A	2"	QRC	40	20,000	100
DALN1C051A	2"	QRC	50	20,000	100
DALN1C061A	2"	QRC	60	20,000	100
DALN1C081A	2"	QRC	80	20,000	100
DALN1C121A	2"	QRC	120	20,000	100
DALN1E0350	3"	QRC	24	20,000	50
DALN1E0350	3"	QRC	36	20,000	50
DALN1E0450	3"	QRC	40	20,000	50
DALN1E0550	3"	QRC	50	20,000	50
DALN1E0650	3"	QRC	60	20,000	50
DALN1E0850	3"	QRC	80	20,000	50
DALN1E1250	3"	QRC	120	20,000	50
DALP1B021A	1-1/2"	QMC	24	30,000	100
DALP1B031A	1-1/2"	QMC	36	30,000	100
DALP1B041A	1-1/2"	QMC	40	30,000	100

CAT #	DIA.	ARBOR	GRIT	MAX RPM	PACK
DALP1B051A	1-1/2"	QMC	50	30,000	100
DALP1B061A	1-1/2"	QMC	60	30,000	100
DALP1B081A	1-1/2"	QMC	80	30,000	100
DALP1B121A	1-1/2"	QMC	120	30,000	100
DALP1C021A	2"	QMC	24	20,000	100
DALP1C031A	2"	QMC	36	20,000	100
DALP1C041A	2"	QMC	40	20,000	100
DALP1C051A	2"	QMC	50	20,000	100
DALP1C061A	2"	QMC	60	20,000	100
DALP1C081A	2"	QMC	80	20,000	100
DALP1C121A	2"	QMC	120	20,000	100
DALP1E0250	3"	QMC	24	20,000	50
DALP1E0350	3"	QMC	36	20,000	50
DALP1E0450	3"	QMC	40	20,000	50
DALP1E0550	3"	QMC	50	20,000	50
DALP1E0650	3"	QMC	60	20,000	50
DALP1E0850	3"	QMC	80	20,000	50
DALP1E1250	3"	QMC	120	20,000	50



XP EXTENDED
Performance

ZIRCONIA



CAT #	DIA.	ARBOR	GRIT	MAX RPM	PACK
DALD4A021A	1"	QDC	24	30,000	100
DALD4A031A	1"	QDC	36	30,000	100
DALD4A041A	1"	QDC	40	30,000	100
DALD4A051A	1"	QDC	50	30,000	100
DALD4A061A	1"	QDC	60	30,000	100
DALD4A081A	1"	QDC	80	30,000	100
DALD4A121A	1"	QDC	120	30,000	100
DALD4B021A	1-1/2"	QDC	24	30,000	100
DALD4B031A	1-1/2"	QDC	36	30,000	100
DALD4B041A	1-1/2"	QDC	40	30,000	100
DALD4B051A	1-1/2"	QDC	50	30,000	100
DALD4B061A	1-1/2"	QDC	60	30,000	100
DALD4B081A	1-1/2"	QDC	80	30,000	100
DALD4B121A	1-1/2"	QDC	120	30,000	100
DALD4C021A	2"	QDC	24	20,000	100
DALD4C031A	2"	QDC	36	20,000	100
DALD4C041A	2"	QDC	40	20,000	100
DALD4C051A	2"	QDC	50	20,000	100
DALD4C061A	2"	QDC	60	20,000	100
DALD4C081A	2"	QDC	80	20,000	100
DALD4C121A	2"	QDC	120	20,000	100
DALD4E0250	3"	QDC	24	20,000	50
DALD4E0350	3"	QDC	36	20,000	50
DALD4E0450	3"	QDC	40	20,000	50
DALD4E0550	3"	QDC	50	20,000	50
DALD4E0650	3"	QDC	60	20,000	50

CAT #	DIA.	ARBOR	GRIT	MAX RPM	PACK
DALD4E0850	3"	QDC	80	20,000	50
DALD4E1250	3"	QDC	120	20,000	50
DALN4B021A	1-1/2"	QRC	24	30,000	100
DALN4B031A	1-1/2"	QRC	36	30,000	100
DALN4B041A	1-1/2"	QRC	40	30,000	100
DALN4B051A	1-1/2"	QRC	50	30,000	100
DALN4B061A	1-1/2"	QRC	60	30,000	100
DALN4B081A	1-1/2"	QRC	80	30,000	100
DALN4B121A	1-1/2"	QRC	120	30,000	100
DALN4C021A	2"	QRC	24	20,000	100
DALN4C031A	2"	QRC	36	20,000	100
DALN4C041A	2"	QRC	40	20,000	100
DALN4C051A	2"	QRC	50	20,000	100
DALN4C061A	2"	QRC	60	20,000	100
DALN4C081A	2"	QRC	80	20,000	100
DALN4C121A	2"	QRC	120	20,000	100
DALN4E0250	3"	QRC	24	20,000	50
DALN4E0350	3"	QRC	36	20,000	50
DALN4E0450	3"	QRC	40	20,000	50
DALN4E0550	3"	QRC	50	20,000	50
DALN4E0650	3"	QRC	60	20,000	50
DALN4E0850	3"	QRC	80	20,000	50
DALN4E1250	3"	QRC	120	20,000	50
DALP4B021A	1-1/2"	QMC	24	30,000	100
DALP4B031A	1-1/2"	QMC	36	30,000	100
DALP4B041A	1-1/2"	QMC	40	30,000	100

CAT #	DIA.	ARBOR	GRIT	MAX RPM	PACK
DALP4B051A	1-1/2"	QMC	50	30,000	100
DALP4B061A	1-1/2"	QMC	60	30,000	100
DALP4B081A	1-1/2"	QMC	80	30,000	100
DALP4B121A	1-1/2"	QMC	120	30,000	100
DALP4C021A	2"	QMC	24	20,000	100
DALP4C031A	2"	QMC	36	20,000	100
DALP4C041A	2"	QMC	40	20,000	100
DALP4C051A	2"	QMC	50	20,000	100
DALP4C061A	2"	QMC	60	20,000	100
DALP4C081A	2"	QMC	80	20,000	100
DALP4C121A	2"	QMC	120	20,000	100
DALP4E0250	3"	QMC	24	20,000	50
DALP4E0350	3"	QMC	36	20,000	50
DALP4E0450	3"	QMC	40	20,000	50
DALP4E0550	3"	QMC	50	20,000	50
DALP4E0650	3"	QMC	60	20,000	50
DALP4E0850	3"	QMC	80	20,000	50
DALP4E1250	3"	QMC	120	20,000	50



QUICK CHANGE DISCS *(continued)*

XP EXTENDED Performance **ZIRCONIA COOL CUT**



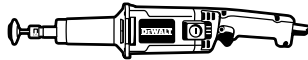
CAT #	DIA.	ARBOR	GRIT	MAX RPM	PACK
DALD5A031A	1"	QDC	36	30,000	100
DALD5A051A	1"	QDC	50	30,000	100
DALD5A061A	1"	QDC	60	30,000	100
DALD5A081A	1"	QDC	80	30,000	100
DALD5A121A	1"	QDC	120	30,000	100
DALD5B031A	1-1/2"	QDC	36	30,000	100
DALD5B051A	1-1/2"	QDC	50	30,000	100
DALD5B061A	1-1/2"	QDC	60	30,000	100
DALD5B081A	1-1/2"	QDC	80	30,000	100
DALD5B121A	1-1/2"	QDC	120	30,000	100
DALD5C031A	2"	QDC	36	20,000	100
DALD5C051A	2"	QDC	50	20,000	100
DALD5C061A	2"	QDC	60	20,000	100
DALD5C081A	2"	QDC	80	20,000	100
DALD5C121A	2"	QDC	120	20,000	100
DALD5E0350	3"	QDC	36	20,000	50
DALD5E0550	3"	QDC	50	20,000	50
DALD5E0650	3"	QDC	60	20,000	50
DALD5E0850	3"	QDC	80	20,000	50
DALD5E1250	3"	QDC	120	20,000	50

CAT #	DIA.	ARBOR	GRIT	MAX RPM	PACK
DALN5B031A	1-1/2"	QRC	36	30,000	100
DALN5B051A	1-1/2"	QRC	50	30,000	100
DALN5B061A	1-1/2"	QRC	60	30,000	100
DALN5B081A	1-1/2"	QRC	80	30,000	100
DALN5B121A	1-1/2"	QRC	120	30,000	100
DALN5C031A	2"	QRC	36	20,000	100
DALN5C051A	2"	QRC	50	20,000	100
DALN5C061A	2"	QRC	60	20,000	100
DALN5C081A	2"	QRC	80	20,000	100
DALN5C121A	2"	QRC	120	20,000	100
DALN5E0350	3"	QRC	36	20,000	50
DALN5E0550	3"	QRC	50	20,000	50
DALN5E0650	3"	QRC	60	20,000	50
DALN5E0850	3"	QRC	80	20,000	50
DALN5E1250	3"	QRC	120	20,000	50
DALP5B031A	1-1/2"	QMC	36	30,000	100
DALP5B051A	1-1/2"	QMC	50	30,000	100
DALP5B061A	1-1/2"	QMC	60	30,000	100
DALP5B081A	1-1/2"	QMC	80	30,000	100
DALP5B121A	1-1/2"	QMC	120	30,000	100

CAT #	DIA.	ARBOR	GRIT	MAX RPM	PACK
DALP5C031A	2"	QMC	36	20,000	100
DALP5C051A	2"	QMC	50	20,000	100
DALP5C061A	2"	QMC	60	20,000	100
DALP5C081A	2"	QMC	80	20,000	100
DALP5C121A	2"	QMC	120	20,000	100
DALP5E0350	3"	QMC	36	20,000	50
DALP5E0550	3"	QMC	50	20,000	50
DALP5E0650	3"	QMC	60	20,000	50
DALP5E0850	3"	QMC	80	20,000	50
DALP5E1250	3"	QMC	120	20,000	50



XP3 CERAMIC



CAT #	DIA.	ARBOR	GRIT	MAX RPM	PACK
DALD6C031A	2"	QDC	36	20,000	100
DALD6C051A	2"	QDC	50	20,000	100
DALD6C061A	2"	QDC	60	20,000	100
DALD6E0350	3"	QDC	36	20,000	50
DALD6E0550	3"	QDC	50	20,000	50
DALD6E0650	3"	QDC	60	20,000	50
DALN6C031A	2"	QRC	36	20,000	100
DALN6C051A	2"	QRC	50	20,000	100
DALN6C061A	2"	QRC	60	20,000	100

CAT #	DIA.	ARBOR	GRIT	MAX RPM	PACK
DALN6E0350	3"	QRC	36	20,000	50
DALN6E0550	3"	QRC	50	20,000	50
DALN6E0650	3"	QRC	60	20,000	50
DALP6C031A	2"	QMC	36	20,000	100
DALP6C051A	2"	QMC	50	20,000	100
DALP6C061A	2"	QMC	60	20,000	100
DALP6E0350	3"	QMC	36	20,000	50
DALP6E0550	3"	QMC	50	20,000	50
DALP6E0650	3"	QMC	60	20,000	50



HIGH Performance

SURFACE FINISHING - NON WOVEN




CAT #	DIA.	ARBOR	GRIT	MAX RPM	PACK
DALD7ACR25	1"	QDC	Coarse	30,000	25
DALD7AMD25	1"	QDC	Medium	30,000	25
DALD7AFN25	1"	QDC	Fine	30,000	25
DALD7CCR25	2"	QDC	Coarse	20,000	25
DALD7CMD25	2"	QDC	Medium	20,000	25
DALD7CFN25	2"	QDC	Fine	20,000	25
DALD7ECR25	3"	QDC	Coarse	20,000	25
DALD7EMD25	3"	QDC	Medium	20,000	25
DALD7EFN25	3"	QDC	Fine	20,000	25
DALN7CCR25	2"	QRC	Coarse	20,000	25
DALN7CMD25	2"	QRC	Medium	20,000	25

CAT #	DIA.	ARBOR	GRIT	MAX RPM	PACK
DALN7CFN25	2"	QRC	Fine	20,000	25
DALN7ECR25	3"	QRC	Coarse	20,000	25
DALN7EMD25	3"	QRC	Medium	20,000	25
DALN7EFN25	3"	QRC	Fine	20,000	25
DALP7CCR25	2"	QMC	Coarse	20,000	25
DALP7CMD25	2"	QMC	Medium	20,000	25
DALP7CFN25	2"	QMC	Fine	20,000	25
DALP7ECR25	3"	QMC	Coarse	20,000	25
DALP7EMD25	3"	QMC	Medium	20,000	25
DALP7EFN25	3"	QMC	Fine	20,000	25




Arbor Types


QDC



QRC



QMC



BELTS

HIGH

Performance

ALUMINUM OXIDE



CAT #	WIDTH	LENGTH	GRIT	PACK
DABB1D0410	1/4"	18"	40	10
DABB1D0610	1/4"	18"	60	10
DABB1D0810	1/4"	18"	80	10
DABB1D1210	1/4"	18"	120	10
DABB1E0410	1/4"	24"	40	10
DABB1E0610	1/4"	24"	60	10
DABB1E0810	1/4"	24"	80	10
DABB1E1210	1/4"	24"	120	10
DABC1G0410	3/8"	13"	40	10

CAT #	WIDTH	LENGTH	GRIT	PACK
DABC1G0610	3/8"	13"	60	10
DABC1G0810	3/8"	13"	80	10
DABC1G1210	3/8"	13"	120	10
DABD1D0410	1/2"	18"	40	10
DABD1D0610	1/2"	18"	60	10
DABD1D0810	1/2"	18"	80	10
DABD1D1210	1/2"	18"	120	10
DABD1E0410	1/2"	24"	40	10
DABD1E0610	1/2"	24"	60	10

CAT #	WIDTH	LENGTH	GRIT	PACK
DABD1E0810	1/2"	24"	80	10
DABD1E1210	1/2"	24"	120	10
DABF1D0410	3/4"	18"	40	10
DABF1D0610	3/4"	18"	60	10
DABF1D0810	3/4"	18"	80	10
DABF1D1210	3/4"	18"	120	10
DABF1H0410	3/4"	20-1/2"	40	10
DABF1H0610	3/4"	20-1/2"	60	10
DABF1H0810	3/4"	20-1/2"	80	10
DABF1H1210	3/4"	20-1/2"	120	10

XP *EXTENDED Performance*

ZIRCONIA



CAT #	WIDTH	LENGTH	GRIT	PACK
DABB4D0310	1/4"	18"	36	10
DABB4D0410	1/4"	18"	40	10
DABB4D0610	1/4"	18"	60	10
DABB4D0810	1/4"	18"	80	10
DABB4D1210	1/4"	18"	120	10
DABB4E0310	1/4"	24"	36	10
DABB4E0410	1/4"	24"	40	10
DABB4E0610	1/4"	24"	60	10
DABB4E0810	1/4"	24"	80	10
DABB4E1210	1/4"	24"	120	10

CAT #	WIDTH	LENGTH	GRIT	PACK
DABC4G0410	3/8"	13"	40	10
DABC4G0610	3/8"	13"	60	10
DABC4G0810	3/8"	13"	80	10
DABC4G1210	3/8"	13"	120	10
DABD4D0410	1/2"	18"	40	10
DABD4D0610	1/2"	18"	60	10
DABD4D0810	1/2"	18"	80	10
DABD4D1210	1/2"	18"	120	10
DABD4E0410	1/2"	24"	40	10
DABD4E0610	1/2"	24"	60	10

CAT #	WIDTH	LENGTH	GRIT	PACK
DABD4E0810	1/2"	24"	80	10
DABD4E1210	1/2"	24"	120	10
DABF4D0410	3/4"	18"	40	10
DABF4D0610	3/4"	18"	60	10
DABF4D0810	3/4"	18"	80	10
DABF4D1210	3/4"	18"	120	10
DABF4H0410	3/4"	20-1/2"	40	10
DABF4H0610	3/4"	20-1/2"	60	10
DABF4H0810	3/4"	20-1/2"	80	10
DABF4H1210	3/4"	20-1/2"	120	10

HIGH

Performance

SURFACE FINISHING-NON WOVEN



CAT #	WIDTH	LENGTH	GRIT	PACK
DABD7DCR10	1/2"	18"	Coarse	10
DABD7DMD10	1/2"	18"	Medium	10

CAT #	WIDTH	LENGTH	GRIT	PACK
DABD7ECR03	1/2"	24"	Coarse	3
DABD7EMD05	1/2"	24"	Medium	5

CAT #	WIDTH	LENGTH	GRIT	PACK
DABF7DCR05	3/4"	18"	Coarse	5
DABF7DMD05	3/4"	18"	Medium	5

CARTRIDGE ROLLS

HIGH

Performance

ALUMINUM OXIDE



CAT #	DIA.	LENGTH	PILOT	SHAPE	GRIT	MAX RPM	PACK
DACG1B061A	3/8"	1-1/2"	1/8"	Straight	60	25,000	100
DACG1B081A	3/8"	1-1/2"	1/8"	Straight	80	25,000	100
DACG1B121A	3/8"	1-1/2"	1/8"	Straight	120	25,000	100
DACG1B181A	3/8"	1-1/2"	1/8"	Straight	180	25,000	100
DACG1C061A	1/2"	1"	1/8"	Straight	60	25,000	100
DACG1C081A	1/2"	1"	1/8"	Straight	80	25,000	100
DACG1C121A	1/2"	1"	1/8"	Straight	120	25,000	100
DACG1D041A	1/2"	1-1/2"	1/8"	Straight	40	25,000	100
DACG1D061A	1/2"	1-1/2"	1/8"	Straight	60	25,000	100
DACG1D081A	1/2"	1-1/2"	1/8"	Straight	80	25,000	100
DACG1D121A	1/2"	1-1/2"	1/8"	Straight	120	25,000	100
DACG1D181A	1/2"	1-1/2"	1/8"	Straight	180	25,000	100
DACG1D241A	1/2"	1-1/2"	1/8"	Straight	240	25,000	100
DACG1E061A	1/2"	2"	1/8"	Straight	60	25,000	100
DACG1E081A	1/2"	2"	1/8"	Straight	80	25,000	100
DACG1E121A	1/2"	2"	1/8"	Straight	120	25,000	100

CAT #	DIA.	LENGTH	PILOT	SHAPE	GRIT	MAX RPM	PACK
DACG1F061A	3/4"	1-1/2"	1/8"	Straight	60	25,000	100
DACG1F081A	3/4"	1-1/2"	1/8"	Straight	80	25,000	100
DATG1A061A	3/8"	1"	1/8"	Taper	60	25,000	100
DATG1A081A	3/8"	1"	1/8"	Taper	80	25,000	100
DATG1A121A	3/8"	1"	1/8"	Taper	120	25,000	100
DATG1A181A	3/8"	1"	1/8"	Taper	180	25,000	100
DATG1B081A	3/8"	1-1/2"	1/8"	Taper	80	25,000	100
DATG1B121A	3/8"	1-1/2"	1/8"	Taper	120	25,000	100
DATG1C061A	1/2"	1"	1/8"	Taper	60	25,000	100
DATG1C081A	1/2"	1"	1/8"	Taper	80	25,000	100
DATG1D061A	1/2"	1-1/2"	1/8"	Taper	60	25,000	100
DATG1D081A	1/2"	1-1/2"	1/8"	Taper	80	25,000	100
DATG1D121A	1/2"	1-1/2"	1/8"	Taper	120	25,000	100
DATG1D181A	1/2"	1-1/2"	1/8"	Taper	180	25,000	100
DATG1E061A	1/2"	2"	1/8"	Taper	60	25,000	100
DATG1E081A	1/2"	2"	1/8"	Taper	80	25,000	100
DATG1E121A	1/2"	2"	1/8"	Taper	120	25,000	100


PAPER DISCS

**5" HOOK & LOOP
RANDOM ORBIT DISCS**

CAT #	HOLES	DIA.	GRIT	PACK
DW4301	8	5"	80	5
DW4303	8	5"	120	5
DW4304	8	5"	150	5
DW4306	8	5"	220	5
DW4307	8	5"	Asst.	5
DW4309	8	5"	80	25
DW4310	8	5"	100	25
DW4311	8	5"	120	25
DW4312	8	5"	150	25
DW4313	8	5"	180	25
DW4314	8	5"	220	25

**6" HOOK & LOOP
RANDOM ORBIT DISCS**

CAT #	HOLES	DIA.	GRIT	PACK
DW4331	8	6"	80	5
DW4333	8	6"	120	5
DW4334	8	6"	150	5
DW4336	8	6"	220	5



ROLLS

**PAPER ROLLS
ALUMINUM OXIDE**



CAT #	TYPE	WIDTH	LENGTH	GRIT
DAK2110801	PSA	2-3/4"	10 meters	80
DAK2111001	PSA	2-3/4"	10 meters	100
DAK2111201	PSA	2-3/4"	10 meters	120
DAK2111501	PSA	2-3/4"	10 meters	150
DAK2111801	PSA	2-3/4"	10 meters	180
DAK2112201	PSA	2-3/4"	10 meters	220
DAK2113201	PSA	2-3/4"	10 meters	320

SHOP ROLLS

HIGH

Performance

ALUMINUM OXIDE

CAT #	LGTH	WIDTH	GRIT
DANG220401	1"	50 yards	40
DANG220601	1"	50 yards	60
DANG220801	1"	50 yards	80
DANG221001	1"	50 yards	100
DANG221201	1"	50 yards	120
DANG221501	1"	50 yards	150
DANG221801	1"	50 yards	180
DANG222201	1"	50 yards	220
DANG222401	1"	50 yards	240
DANG223201	1"	50 yards	320
DANG224001	1"	50 yards	400
DANK220401	1-1/2"	50 yards	40
DANK220601	1-1/2"	50 yards	60
DANK220801	1-1/2"	50 yards	80
DANK221001	1-1/2"	50 yards	100
DANK221201	1-1/2"	50 yards	120

CAT #	LGTH	WIDTH	GRIT
DANK221501	1-1/2"	50 yards	150
DANK221801	1-1/2"	50 yards	180
DANK222201	1-1/2"	50 yards	220
DANK222401	1-1/2"	50 yards	240
DANK223201	1-1/2"	50 yards	320
DANK224001	1-1/2"	50 yards	400
DANL220401	2"	50 yards	40
DANL220601	2"	50 yards	60
DANL220801	2"	50 yards	80
DANL221001	2"	50 yards	100
DANL221201	2"	50 yards	120
DANL221501	2"	50 yards	150
DANL221801	2"	50 yards	180
DANL222201	2"	50 yards	220
DANL222401	2"	50 yards	240
DANL223201	2"	50 yards	320

CAT #	LGTH	WIDTH	GRIT
DANL224001	2"	50 yards	400
DANN220401	3"	50 yards	40
DANN220601	3"	50 yards	60
DANN220801	3"	50 yards	80
DANN221001	3"	50 yards	100
DANN221201	3"	50 yards	120
DANN221501	3"	50 yards	150
DANN221801	3"	50 yards	180
DANN222201	3"	50 yards	220
DANN222401	3"	50 yards	240
DANN223201	3"	50 yards	320
DANN224001	3"	50 yards	400
DANR220401	4"	50 yards	40
DANR220601	4"	50 yards	60
DANR220801	4"	50 yards	80
DANR221001	4"	50 yards	100

CAT #	LGTH	WIDTH	GRIT
DANR221201	4"	50 yards	120
DANR221501	4"	50 yards	150
DANR221801	4"	50 yards	180
DANR222201	4"	50 yards	220
DANR223201	4"	50 yards	320
DANR224001	4"	50 yards	400
DANU220401	6"	50 yards	40
DANU220601	6"	50 yards	60
DANU220801	6"	50 yards	80
DANU221001	6"	50 yards	100
DANU221201	6"	50 yards	120
DANU221501	6"	50 yards	150
DANU221801	6"	50 yards	180
DANU222201	6"	50 yards	220
DANU222401	6"	50 yards	240
DANU223201	6"	50 yards	320
DANU224001	6"	50 yards	400

XP

EXTENDED
Performance

ALUMINUM OXIDE

CAT #	LGTH	WIDTH	GRIT
DANG120401	1"	50 yards	40
DANG120601	1"	50 yards	60
DANG120801	1"	50 yards	80
DANG121001	1"	50 yards	100
DANG121201	1"	50 yards	120
DANG121501	1"	50 yards	150
DANG121801	1"	50 yards	180
DANG122201	1"	50 yards	220
DANG122401	1"	50 yards	240
DANG123201	1"	50 yards	320
DANG124001	1"	50 yards	400
DANK120401	1-1/2"	50 yards	40
DANK120601	1-1/2"	50 yards	60
DANK120801	1-1/2"	50 yards	80
DANK121001	1-1/2"	50 yards	100
DANK121201	1-1/2"	50 yards	120

CAT #	LGTH	WIDTH	GRIT
DANK121501	1-1/2"	50 yards	150
DANK121801	1-1/2"	50 yards	180
DANK122201	1-1/2"	50 yards	220
DANK122401	1-1/2"	50 yards	240
DANK123201	1-1/2"	50 yards	320
DANK124001	1-1/2"	50 yards	400
DANL120401	2"	50 yards	40
DANL120601	2"	50 yards	60
DANL120801	2"	50 yards	80
DANL121001	2"	50 yards	100
DANL121201	2"	50 yards	120
DANL121501	2"	50 yards	150
DANL121801	2"	50 yards	180
DANL122201	2"	50 yards	220
DANL122401	2"	50 yards	240
DANL123201	2"	50 yards	320

CAT #	LGTH	WIDTH	GRIT
DANL124001	2"	50 yards	400
DANM120401	2-1/2"	50 yards	40
DANM120601	2-1/2"	50 yards	60
DANM120801	2-1/2"	50 yards	80
DANM121001	2-1/2"	50 yards	100
DANM121201	2-1/2"	50 yards	120
DANM121501	2-1/2"	50 yards	150
DANM121801	2-1/2"	50 yards	180
DANM122201	2-1/2"	50 yards	220
DANM122401	2-1/2"	50 yards	240
DANM123201	2-1/2"	50 yards	320
DANM124001	2-1/2"	50 yards	400
DANN120401	3"	50 yards	40
DANN120601	3"	50 yards	60
DANN120801	3"	50 yards	80
DANN121001	3"	50 yards	100

CAT #	LGTH	WIDTH	GRIT
DANN121201	3"	50 yards	120
DANN121501	3"	50 yards	150
DANN121801	3"	50 yards	180
DANN122201	3"	50 yards	220
DANN122401	3"	50 yards	240
DANN123201	3"	50 yards	320
DANN124001	3"	50 yards	400
DANP120401	3-1/2"	50 yards	40
DANP120601	3-1/2"	50 yards	60
DANP120801	3-1/2"	50 yards	80
DANP121001	3-1/2"	50 yards	100
DANP121201	3-1/2"	50 yards	120
DANP121501	3-1/2"	50 yards	150
DANP121801	3-1/2"	50 yards	180
DANP122201	3-1/2"	50 yards	220
DANP122401	3-1/2"	50 yards	240

(continued on next page)

SHOP ROLLS (continued)



ALUMINUM OXIDE (continued)

CAT #	LGTH	WIDTH	GRIT	CAT #	LGTH	WIDTH	GRIT
DANP123201	3-1/2"	50 yards	320	DANS121501	4-1/2"	50 yards	150
DANP124001	3-1/2"	50 yards	400	DANS121801	4-1/2"	50 yards	180
DANR120401	4"	50 yards	40	DANS122201	4-1/2"	50 yards	220
DANR120601	4"	50 yards	60	DANS122401	4-1/2"	50 yards	240
DANR120801	4"	50 yards	80	DANS123201	4-1/2"	50 yards	320
DANR121001	4"	50 yards	100	DANS124001	4-1/2"	50 yards	400
DANR121201	4"	50 yards	120	DANU120401	6"	50 yards	40
DANR121501	4"	50 yards	150	DANU120601	6"	50 yards	60
DANR121801	4"	50 yards	180	DANU120801	6"	50 yards	80
DANR122201	4"	50 yards	220	DANU121001	6"	50 yards	100
DANR122401	4"	50 yards	240	DANU121201	6"	50 yards	120
DANR123201	4"	50 yards	320	DANU121501	6"	50 yards	150
DANR124001	4"	50 yards	400	DANU121801	6"	50 yards	180
DANS120401	4-1/2"	50 yards	40	DANU122201	6"	50 yards	220
DANS120601	4-1/2"	50 yards	60	DANU122401	6"	50 yards	240
DANS120801	4-1/2"	50 yards	80	DANU123201	6"	50 yards	320
DANS121001	4-1/2"	50 yards	100	DANU124001	6"	50 yards	400
DANS121201	4-1/2"	50 yards	120				

SHEETS

WATERPROOF SHEETS SILICON CARBIDE

CAT #	WIDTH	LENGTH	GRIT	PACK
DASY3J0850	9"	11"	80	50
DASY3J1050	9"	11"	100	50
DASY3J1250	9"	11"	120	50
DASY3J1550	9"	11"	150	50
DASY3J1850	9"	11"	180	50
DASY3J2250	9"	11"	220	50
DASY3J2450	9"	11"	240	50
DASY3J2850	9"	11"	280	50
DASY3J3250	9"	11"	320	50
DASY3J3650	9"	11"	360	50
DASY3J4050	9"	11"	400	50
DASY3J5050	9"	11"	500	50
DASY3J6050	9"	11"	600	50
DASY3J8050	9"	11"	800	50
DASY3J1A50	9"	11"	1000	50
DASY3J1B50	9"	11"	1200	50
DASY3J1C50	9"	11"	1500	50

NON WOVEN



NON WOVEN DISCS*

CAT #	DIA.	ARBOR	GRIT	PACK
DADA7NCR10	4"	No hole	Coarse	10
DADA7NMD10	4"	No hole	Medium	10
DADA7NFN10	4"	No hole	Fine	10
DADB7NCR10	4"	5/8"	Coarse	10
DADB7NMD10	4"	5/8"	Medium	10
DADB7NFN10	4"	5/8"	Fine	10
DADC7NCR10	4-1/2"	No hole	Coarse	10
DADC7NMD10	4-1/2"	No hole	Medium	10

CAT #	DIA.	ARBOR	GRIT	PACK
DADC7NFN10	4-1/2"	No hole	Fine	10
DADD7NCR10	4-1/2"	7/8"	Coarse	10
DADD7NMD10	4-1/2"	7/8"	Medium	10
DADD7NFN10	4-1/2"	7/8"	Fine	10
DADE7NCR10	5"	No hole	Coarse	10
DADE7NMD10	5"	No hole	Medium	10
DADE7NFN10	5"	No hole	Fine	10
DADF7NCR10	5"	7/8"	Coarse	10

CAT #	DIA.	ARBOR	GRIT	PACK
DADF7NMD10	5"	7/8"	Medium	10
DADF7NFN10	5"	7/8"	Fine	10
DADG7NCR10	7"	No hole	Coarse	10
DADG7NMD10	7"	No hole	Medium	10
DADG7NFN10	7"	No hole	Fine	10
DADH7NCR10	7"	7/8"	Coarse	10
DADH7NMD10	7"	7/8"	Medium	10
DADH7NFN10	7"	7/8"	Fine	10

*Use with long hook backing pads – found on page 48

NON WOVEN HAND PADS



CAT #	DIA.	WIDTH	GRIT	COLOR	PACK
DAXU7ACR10	6"	9"	Coarse	Brown	10
DAXU7AGP10	6"	9"	General Purpose	Green	10
DAXU7AFN10	6"	9"	Fine	Maroon	10
DAXU7AVF10	6"	9"	Very Fine	Green	10
DAXU7AUF10	6"	9"	Ultra Fine	Gray	10
DAXU7ANA10	6"	9"	No Abrasive	White	10

NON WOVEN FLAP DISCS

CAT #	DIA.	ARBOR	GRIT	MAX RPM	PACK
DAAB7GCR05	4-1/2"	7/8"	Coarse	13,300	5
DAAB7GMD05	4-1/2"	7/8"	Medium	13,300	5
DAAB7GVF05	4-1/2"	7/8"	Very Fine	13,300	5
DAAH7GCR05	4-1/2"	5/8"-11	Coarse	13,300	5
DAAH7GMD05	4-1/2"	5/8"-11	Medium	13,300	5
DAAH7GVF05	4-1/2"	5/8"-11	Very Fine	13,300	5



POWER STRIP DISCS

CAT #	DIA.	ARBOR	MAX RPM	PACK
DAAB7GPW05	4-1/2"	7/8"	13,300	10
DAAB7GPW05	4-1/2"	5/8"-11	13,300	10



DIAMONDS

XP EXTENDED Performance CUP GRINDING WHEELS



CAT #	DIA.	ARBOR	# OF ROWS	APPLICATION	MAX RPM
DW4770	4"	5/8"-11	Single	General Purpose Masonry Grinding	15,000
DW4772	4"	5/8"-11	Double	Heavy-Duty Masonry Grinding	15,000
DW4774	4-1/2"	5/8"-11	Double	Heavy-Duty Masonry Grinding	13,300
DW4771	7"	5/8"-11	Single	General Purpose Masonry Grinding	8,600
DW4773	7"	5/8"-11	Double	Heavy-Duty Masonry Grinding	8,600



XP EXTENDED Performance SEGMENTED BLADES



CAT #	DIA.	EDGE THICKNESS	SEGMENT HEIGHT	ARBOR SIZE	APPLICATION	MAX RPM
DW4710	4"	.250"	8mm	5/8", 7/8", 20mm	Tuck Pointing	15,200
DW4740	4-1/2"	.250"	8mm	5/8", 7/8"	Tuck Pointing	13,300
DW4711	4"	.080"	7mm	5/8", 7/8", 20mm	Masonry Cutting	15,200
DW4713	4-1/2"	.080"	7mm	5/8", 7/8"	Masonry Cutting	13,300
DW4714	7"	.095"	7mm	5/8", 7/8", Diamond	Masonry Cutting	8,700
DW4716	12"	.125"	7mm	1", 20mm	General Purpose Cutting	6,300
DW4747	12"	.125"	7mm	1", 20mm	Fast Cutting	6,300
DW4743	12"	.125"	7mm	1", 20mm	Cured Concrete Cutting	6,300
DW4745	12"	.125"	7mm	1", 20mm	Asphalt or Green Concrete Cutting	6,300
DW4742	14"	.125"	7mm	1", 20mm	General Purpose Cutting	5,400
DW4748	14"	.125"	7mm	1", 20mm	Fast Cutting	5,400
DW4744	14"	.125"	7mm	1", 20mm	Cured Concrete Cutting	5,400
DW4746	14"	.125"	7mm	1", 20mm	Asphalt or Green Concrete Cutting	5,400



XP EXTENDED Performance TILE BLADES



CAT #	DIA.	EDGE THICKNESS	SEGMENT HEIGHT	ARBOR SIZE	APPLICATION	MAX RPM
DW4729	4"	.060"	5mm	5/8", 7/8", 20mm	Ceramic Tile - Wet or Dry	15,200
DW4760	7"	.060"	6.5mm	5/8"	Ceramic Tile - Wet	8,700
DW4761	10"	.060"	6.5mm	5/8"	Ceramic Tile - Wet	5,400



XP2 TILE BLADE



CAT #	DIA.	EDGE THICKNESS	SEGMENT HEIGHT	ARBOR SIZE	APPLICATION	MAX RPM
DW4762	10"	.060"	8mm	5/8"	Porcelain Tile - Wet	5,400



XP4 TILE BLADES



CAT #	DIA.	EDGE THICKNESS	SEGMENT HEIGHT	ARBOR SIZE	APPLICATION	MAX RPM
DW4765	4-1/2"	.060"	8mm	5/8", 7/8", 20mm	Porcelain Tile - Wet or Dry	13,300
DW4766	7"	.060"	8mm	5/8"	Porcelain Tile - Wet	8,700
DW4764	10"	.060"	8mm	5/8"	Porcelain Tile - Wet	5,400



DIAMONDS *(continued)*

XP EXTENDED Performance™ TURBO BLADES



CAT #	DIA.	EDGE THICKNESS	SEGMENT HGT.	ARBOR SIZE	APPLICATION	MAX RPM	PACK
DW4700	4"	.080"	7.5mm	5/8", 7/8", 20mm	Masonry Cutting	15,200	1
DW4701	4-1/2"	.080"	7.5mm	5/8", 7/8"	Masonry Cutting	13,300	1
DW4701B*	4-1/2"	.080"	7.5mm	5/8", 7/8"	Masonry Cutting	13,300	10
DW4702	7"	.090"	7.5mm	5/8", 7/8", Diamond	Masonry Cutting	8,700	1
DW4702B*	7"	.090"	7.5mm	5/8", 7/8", Diamond	Masonry Cutting	8,700	10
DW4703	8"	.090"	7.5mm	5/8", 7/8", Diamond	Masonry Cutting	8,700	1
DW4704	12"	.110"	7.5mm	1", 20mm	Masonry Cutting	6,300	1



*Bulk

HIGH Performance TURBO BLADES



CAT #	DIA.	EDGE THICKNESS	SEGMENT HGT.	ARBOR SIZE	APPLICATION	MAX RPM	PACK
DW4724	4"	.080"	7mm	5/8", 7/8", 20mm	Masonry Cutting	15,200	1
DW4724B*	4"	.080"	7mm	5/8", 7/8", 20mm	Masonry Cutting	15,200	10
DW4725	4-1/2"	.080"	7mm	5/8", 7/8"	Masonry Cutting	13,300	1
DW4725B*	4-1/2"	.080"	7mm	5/8", 7/8"	Masonry Cutting	13,300	10
DW4712	7"	.090"	7mm	5/8", 7/8", Diamond	Masonry Cutting	8,700	1
DW4712B*	7"	.090"	7mm	5/8", 7/8", Diamond	Masonry Cutting	8,700	10



*Bulk

POLISHING

POLISHING PADS

CAT #	DIA.	ARBOR	MATERIAL	PACK
DW4980	6"	5/8"	Cotton	1
DW4988	7"	n/a	Wool	1
DW4989	7"	n/a	Cotton Blend	1



DW4980



DW4988/DW4989

WIRE BRUSHES


XP EXTENDED Performance™ WIRE WHEELS

CAT #	DIA.	WIRE SIZE	ARBOR	WIRE STYLE	MATERIAL	MAX RPM	PACK
DW4926	4"	.020"	5/8"-11	Stringer Bead	Carbon	20,000	6
DW49250	5"	.020"	5/8"-11	Stringer Bead	Carbon	12,000	6
DW4936	6-1/2"	.020"	5/8"-11	Stringer Bead	Carbon	9,000	6
DW4927	4"	.020"	5/8"-11	Stringer Bead	Stainless	20,000	6
DW49251	5"	.020"	5/8"-11	Stringer Bead	Stainless	12,000	6
DW49252	6-1/2"	.020"	5/8"-11	Stringer Bead	Stainless	9,000	6
DW49253	4"	.020"	5/8"-11	Cable Twist	Carbon	20,000	6
DW49254	5"	.020"	5/8"-11	Cable Twist	Carbon	12,000	6
DW4938	6"	.020"	5/8"-11	Cable Twist	Carbon	12,000	6
DW49255	4"	.020"	5/8"-11	Cable Twist	Stainless	20,000	6
DW49256	5"	.020"	5/8"-11	Cable Twist	Stainless	12,000	6
DW49257	6"	.020"	5/8"-11	Cable Twist	Stainless	12,000	6



HIGH Performance WIRE WHEELS

CAT #	DIA.	WIRE SIZE	ARBOR	WIRE STYLE	MATERIAL	MAX RPM	PACK
DW4925	4"	.020"	5/8"-11	Stringer Bead	Carbon	20,000	1
DW49201	5"	.020"	5/8"-11	Stringer Bead	Carbon	12,000	1
DW49202	6-1/2"	.020"	5/8"-11	Stringer Bead	Carbon	9,000	1
DW4930	4"	.020"	5/8"-11	Cable Twist	Carbon	20,000	1
DW4937	6"	.020"	5/8"-11	Cable Twist	Carbon	12,000	1
DW4935	4"	.020"	10mm x 1.25"	Cable Twist	Carbon	20,000	1
DW49203	5"	.020"	5/8"-11	Cable Twist	Carbon	12,000	1
DW4937	6"	.020"	5/8"-11	Cable Twist	Carbon	12,000	1



WIRE BRUSHES *(continued)*

HIGH Performance **SMALL WIRE WHEELS**

CAT #	DIA.	WIRE SIZE	FACE WIDTH	TRIM LENGTH	WIRE STYLE	WHEEL TYPE	MATERIAL	MAX RPM	PACK
DW4903	3"	.014"	1/2"	3/4"	Crimped	Circular	Carbon	25,000	12
DW49007	2"	.014"	1/2"	1/2"	Crimped	Flared	Carbon	25,000	12
DW49008	3"	.014"	1/2"	15/16"	Crimped	Flared	Carbon	25,000	12



XP EXTENDED Performance **CUP BRUSHES**

CAT #	DIA.	WIRE SIZE	WIRE STYLE	MATERIAL	ARBOR	TRIM LENGTH	MAX RPM	PACK
DW49150	3"	.014"	Crimped	Carbon	5/8"-11	13/16"	14,000	6
DW49151	4"	.014"	Crimped	Carbon	5/8"-11	1-1/8"	9,000	6
DW49152	5"	.014"	Crimped	Carbon	5/8"-11	1-3/8"	8,000	4
DW49153	6"	.014"	Crimped	Carbon	5/8"-11	1-3/8"	6,600	4
DW49154	3"	.014"	Crimped	Stainless	5/8"-11	13/16"	14,000	6
DW49155	4"	.014"	Crimped	Stainless	5/8"-11	1-1/8"	9,000	6
DW49156	5"	.014"	Crimped	Stainless	5/8"-11	1-3/8"	8,000	4
DW49157	3"	.020"	Knotted	Carbon	5/8"-11	7/8"	14,000	6
DW49158	4"	.020"	Knotted	Carbon	5/8"-11	1-1/8"	9,000	6
DW49159	6"	.020"	Knotted	Carbon	5/8"-11	1-3/8"	6,600	4
DW49160	3"	.020"	Knotted	Stainless	5/8"-11	7/8"	14,000	6
DW49161	4"	.020"	Knotted	Stainless	5/8"-11	1-1/8"	9,000	6
DW49162	6"	.020"	Knotted	Stainless	5/8"-11	1-3/8"	6,600	4



HIGH Performance **CUP BRUSHES**

CAT #	DIA.	WIRE SIZE	WIRE STYLE	MATERIAL	ARBOR	TRIM LENGTH	MAX RPM	PACK
DW4920	3"	.014"	Crimped	Carbon	5/8"-11	13/16"	14,000	1
DW49101	4"	.014"	Crimped	Carbon	5/8"-11	1-1/8"	9,000	1
DW4922	5"	.014"	Crimped	Carbon	5/8"-11	1-3/8"	8,000	1
DW49102	6"	.014"	Crimped	Carbon	5/8"-11	1-3/8"	6,600	1
DW4910	3"	.020"	Knotted	Carbon	5/8"-11	7/8"	14,000	1
DW4915	3"	.020"	Knotted	Carbon	10mm x 1.25"	7/8"	14,000	1
DW4916	4"	.020"	Knotted	Carbon	5/8"-11	1-1/8"	9,000	1
DW4917	6"	.020"	Knotted	Carbon	5/8"-11	1-3/8"	6,600	1



XP EXTENDED Performance **END BRUSHES**

CAT #	DIA.	WIRE SIZE	WIRE STYLE	MATERIAL	TRIM LENGTH	MAX RPM	PACK
DW49050	3/4"	.020"	Crimped	Carbon	1"	20,000	12
DW49051	1"	.020"	Crimped	Carbon	1"	20,000	12
DW49052	3/4"	.020"	Crimped	Stainless	1"	20,000	12
DW49053	1"	.020"	Crimped	Stainless	1"	20,000	12

CAT #	DIA.	WIRE SIZE	WIRE STYLE	MATERIAL	TRIM LENGTH	MAX RPM	PACK
DW49054	3/4"	.020"	Knotted	Carbon	1"	20,000	12
DW49055	1"	.020"	Knotted	Carbon	1"	20,000	12
DW49056	3/4"	.020"	Knotted	Stainless	1"	20,000	12
DW49057	1"	.020"	Knotted	Stainless	1"	20,000	12



HIGH Performance **END BRUSHES**

CAT #	DIA.	WIRE SIZE	WIRE STYLE	MATERIAL	TRIM LENGTH	MAX RPM	PACK
DW49001	3/4"	.014"	Crimped	Carbon	1"	20,000	12
DW4901	1"	.014"	Crimped	Carbon	1-1/8"	20,000	1
DW4901B	1"	.014"	Crimped	Carbon	1-3/8"	20,000	12
DW49002	3/4"	.020"	Crimped	Carbon	1-3/8"	20,000	12
DW49003	1"	.020"	Crimped	Carbon	1-1/8"	20,000	12


CAT #	DIA.	WIRE SIZE	WIRE STYLE	MATERIAL	TRIM LENGTH	MAX RPM	PACK
DW49004	3/4"	.014"	Knotted	Carbon	1-3/8"	20,000	12
DW49005	1"	.014"	Knotted	Carbon	1-3/8"	20,000	12
DW49006	3/4"	.020"	Knotted	Carbon	13/16"	20,000	12
DW4902	1"	.020"	Knotted	Carbon	1"	20,000	1
DW4902B	1"	.020"	Knotted	Carbon	1"	20,000	12



WIRE BRUSHES *(continued)*

BENCH GRINDER BRUSHES

CAT #	DIA.	WIRE SIZE	WIRE STYLE	MATERIAL	ARBOR	WIDTH	LENGTH	MAX RPM	PACK
DW4904	6"	.014"	Crimped	Carbon	5/8"-1/2"	3/4"	1-1/8"	6,000	1
DW4905	6"	.014"	Crimped	Carbon	5/8"-1/2"	1"	1-1/8"	6,000	1
DW4906	8"	.014"	Crimped	Carbon	5/8"	3/4"	1-9/16"	4,000	1
DW4907	8"	.014"	Crimped	Carbon	5/8"	1"	1-9/16"	4,000	1
DW4908	10"	.014"	Crimped	Carbon	3/4"	1-9/16"	2-1/2"	3,600	1



SCRATCH BRUSHES

CAT #	SIZE	HANDLE STYLE	WIRE SIZE	MATERIAL	PACK
DW49701	4 x 15	Shoe Handle	.014"	Carbon	12
DW49702	4 x 15	Shoe Handle	.012"	Stainless	12
DW49703	3 x 19	Curved Handle	.014"	Carbon	12
DW49704	3 x 19	Curved Handle	.012"	Stainless	12

CAT #	SIZE	HANDLE STYLE	WIRE SIZE	MATERIAL	PACK
DW49705	3 x 14	Angled Back	.014"	Carbon	12
DW49706	3 x 14	Angled Back	.012"	Stainless	12
DW49707	3 x 7	Small Plastic	.006"	Brass	12
DW49708	3 x 7	Small Plastic	.006"	Stainless	12



ABRASIVE ACCESSORIES

FIBER DISC BACKING PADS

CAT #	DIA.	ARBOR	MATERIAL	MAX RPM
DW4939	4-1/2"	7/8"	Paper	16,000
DW4940	4"	5/8"-11 and M10 x 1.25"	Medium Rubber	12,000
DW4942	4-1/2"	5/8"-11	Medium Rubber	16,000
DW4945	4-1/2"	5/8"-11	Soft Rubber	12,000
DW4950	5"	7/8"	Phenolic Disc	6,000
DW4955	7"	7/8"	Phenolic Disc	6,000

CAT #	DIA.	ARBOR	MATERIAL	MAX RPM
DW4956	9"	7/8"	Phenolic Disc	6,000
DAJHXGMD01	4-1/2"	5/8"-11	Medium Rubber Turbo	11,000
DAJHXHMD01	5"	5/8"-11	Medium Rubber Turbo	10,000
DAJHXKMD01	7"	5/8"-11	Medium Rubber Turbo	8,500
DAJHXKHD01	7"	5/8"-11	Firm Rubber Turbo	8,500
DAJHXMMD01	9"	5/8"-11	Medium Rubber Turbo	6,500
DAJHXMHD01	9"	5/8"-11	Firm Rubber Turbo	6,500



QUICK LOCK FIBER DISC BACKING PADS

CAT #	DIA.	ARBOR	MATERIAL	MAX RPM
DAJHXQMO1	4-1/2"	5/8"-11	Medium	13,300
DAJHXHQMO1	5"	5/8"-11	Medium	12,200
DAJHXKQMO1	7"	5/8"-11	Medium	8,700
DAJHXKQHO1	7"	5/8"-11	Firm	8,700



HANDLE

CAT #	DESCRIPTION	SIZE
DAMHXXX01	Hand Pad Handle	6" x 4-1/2"



ADAPTERS

CAT #	DESCRIPTION
DW4900	Spindle adapter M10 x 1.25 to 5/8"-11
DW4706	Backing flange for 5/8"-11 shaft grinders to mount Type 1 cutoff wheels




QUICK CHANGE MANDRELS

CAT #	DESCRIPTION	DIA.	ARBOR	SHANK	MAX RPM
DAMQ1XXX01	Small	1"-1-1/2"	QDC	1/4"	30,000
DAMQ2XXX01	Large	2"-4"	QDC	1/4"	20,000
DAMR1MXX01	Medium	1"-1-1/2"	QRC	1/4"	25,000
DAMR1FXX01	Firm	1"-1-1/2"	QRC	1/4"	30,000
DAMR2MXX01	Medium	2"	QRC	1/4"	25,000
DAMR2FXX01	Firm	2"	QRC	1/4"	30,000
DAMR3MXX01	Medium	3"	QRC	1/4"	20,000


CAT #	DESCRIPTION	DIA.	ARBOR	SHANK	MAX RPM
DAMR3FXX01	Firm	3"	QRC	1/4"	20,000
DAMM1MXX01	Medium	1-1/2"	QMC	1/4"	25,000
DAMM1FXX01	Firm	1-1/2"	QMC	1/4"	30,000
DAMM2MXX01	Medium	2"	QMC	1/4"	25,000
DAMM2FXX01	Firm	2"	QMC	1/4"	30,000
DAMM3MXX01	Medium	3"	QMC	1/4"	20,000
DAMM3FXX01	Firm	3"	QMC	1/4"	20,000

Arbor Types


QDC



QRC



QMC



ABRASIVE ACCESSORIES *(continued)*

CARTRIDGE ROLL MANDRELS



CAT #	PILOT SIZE	PILOT LENGTH	ROLL LENGTH	SHANK SIZE	SHANK LENGTH	OVERALL LENGTH	MAX RPM
DAMCX83401	1/8"	3/4"	1"	1/4"	1-1/4"	2-1/2"	25,000
DAMCX81001	1/8"	1"	1-1/2"	1/4"	1-1/4"	2-3/4"	25,000
DAMCX81501	1/8"	1-1/2"	2"	1/4"	1-1/4"	3-1/4"	25,000

HOOK & LOOP BACKING PADS*



CAT #	DESCRIPTION	DIA.	ARBOR	MAX RPM
DAPHXGLH01	Long Hook	4-1/2"	5/8"-11	13,300
DAPHXHLH01	Long Hook	5"	5/8"-11	13,300
DAPHXKLH01	Long Hook	7"	5/8"-11	8,700

*For use with Non-Woven Discs – found on page 44

AIR HOSES



AIR HOSES

CAT #	DIA.	LENGTH	DESCRIPTION	RATING
DW14050	1/4"	50'	Polyurethane with 1/4" NPT make fittings	200PSI
DW14100	1/4"	100'	Polyurethane with 1/4" NPT make fittings	200PSI

CAT #	DIA.	LENGTH	DESCRIPTION	RATING
DW38050	3/8"	50'	Polyurethane with 1/4" NPT make fittings	200PSI
DW38100	3/8"	100'	Polyurethane with 1/4" NPT make fittings	200PSI

CHUCKS & KEYS

CHUCK KEYS

CAT #	DESCRIPTION	DIA.	SHANK SIZE
DW2301	1/4" and 3/8" Chuck Key 15/64" Pilot	1/4" and 3/8"	15/64"
DW2303	1/4" and 3/8" Chuck Key 1/4" Pilot	1/4" and 3/8"	1/4"
DW2304	1/2" Chuck Key 1/4" Pilot	1/2"	1/4"

KEYLESS CHUCK

CAT #	DESCRIPTION	CHUCK SIZE	SPINDLE SIZE
DW2350	3/8" Keyless Chuck	3/8"	3/8"-24

CUT OUT TOOL ACCESSORIES

CARBIDE BUR BITS



CAT #	DESCRIPTION	DIA.	LENGTH
DW6611	1/8" Carbide Bur Bit	1/8"	2"
DW6613	1/4" Carbide Bur Bit	1/4"	2"

DRYWALL BITS



CAT #	DESCRIPTION	DIA.	LENGTH
DW6601	General Purpose Bit	1/8"	2-3/4"
DW6603	Drywall/Outlet Bit	1/8"	2-1/4"
DW6605	Piloted Drywall Bit	1/8"	2-3/8"
DW6609	Window & Door Bit	1/4"	3-1/4"

NAILS

NAILS

CAT #	DESCRIPTION	LENGTH	BOX QTY.
15 GAUGE "DA" Angled Finish Nails			
DCA15150	Heavy-Duty	1-1/2"	2,500
DCA15200	Heavy-Duty	2"	2,500
DCA15250	Heavy-Duty	2-1/2"	2,500
DCA15250G	Heavy-Duty Galvanized	2-1/2"	2,500
16 GAUGE 20° Angled Finish Nails			
DCA16125	Heavy-Duty	1-1/2"	2,500
DCA16150	Heavy-Duty	2"	2,500
DCA16200	Heavy-Duty	2-1/2"	2,500
DCA16250	Heavy-Duty	2-1/2"	2,500

CAT #	DESCRIPTION	LENGTH	BOX QTY.
18 GAUGE Straight Brad Nails			
DBN18063	Brad Nail	5/8"	5,000
DBN18125	Brad Nail	1-1/4"	5,000
DBN18150	Brad Nail	1-1/2"	5,000
DBN18200	Brad Nail	2"	5,000
16 GAUGE Straight Finish Nails			
DCS16125	Heavy-Duty	1-1/4"	2,500
DCS16150	Heavy-Duty	1-1/2"	2,500
DCS16200	Heavy-Duty	2"	2,500
DCS16250	Heavy-Duty	2-1/2"	2,500



LARGE DIAMETER CONSTRUCTION SAW BLADES

LARGE DIAMETER COMBO PACKS

CAT #	DESCRIPTION	DIA.	ARBOR	TEETH
DW3106P5	Construction 10" Combo Pack (DW3106 & DW3103)	10"	5/8"	60, 32
DW3128P5	Construction 12" Combo Pack (DW3128 & DW3123)	12"	1"	80, 32
DW3106PP	Series 20 10" Combo Pack (DW3106 & DW3103)	10"	5/8"	60, 32
DW3128P10	Series 20 12" Combo Pack (DW3128 & DW3123)	12"	1"	80, 32
DW3128PP	Series 20 12" Combo Pack (DW3128 & DW3123)	12"	1"	80, 32
DW3128D2	Construction 12" Combo Pack (DW3128 & DW3128)	12"	1"	80, 80



LARGE DIAMETER

CAT #	DESCRIPTION	DIA.	TEETH	ARBOR	HOOK ANGLE	KERF	PLATE THICKNESS	TOOTH GRIND
DW3112	Series 20 Fast Ripping Table Saw Blade	10"	24	5/8"	+15°	.095"	.069"	ATB
DW3103	Series 20 General Purpose Saw Blade	10"	32	5/8"	+5°	.095"	.069"	ATB
DW3114	Series 20 General Purpose Saw Blade	10"	40	5/8"	+10°	.095"	.069"	ATB
DW3106	Series 20 Fine Finish Saw Blade	10"	60	5/8"	+5°	.095"	.069"	ATB
DW3123	Series 20 General Purpose Saw Blade	12"	32	1"	-5°	.095"	.069"	ATB
DW3126	Series 20 Fine Finish Saw Blade	12"	60	1"	0°	.095"	.069"	ATB
DW3128	Series 20 Circular Saw Blade	12"	80	1"	+5°	.095"	.069"	ATB



METAL CUTTING SAW BLADES

FERROUS METALS

CAT #	DESCRIPTION	DIA.	TEETH	ARBOR	HOOK ANGLE	KERF	PLATE THICKNESS	TOOTH GRIND	MAX RPM
Corded									
DW7766	Ferrous Metal Cutting	7-1/4"	48	5/8"/Uni	0°	.079"	.? "	ATB	5,800
Cordless									
DW7763	Ferrous Metal Cutting	6-3/4"	40	20mm	0°	.069"	.055"	M-ATB	3,500
Stationary									
DW7747	Heavy Gauge Ferrous Metal Cutting	14"	70	1"	0°	.087"	.071"	M-ATB	1,800
DW7737	Heavy Gauge Ferrous Metal Cutting	12"	60	1"	0°	.087"	.071"	M-ATB	1,800
DW7745	Light Gauge Ferrous Metal Cutting	14"	90	1"	0°	.087"	.071"	M-ATB	1,800
DW7739	Stainless Steel Metal Cutting	12"	80	1"	0°	.087"	.071"	M-ATB	1,800
DW7749	Stainless Steel Metal Cutting	14"	90	1"	0°	.087"	.071"	M-ATB	1,800



PORTABLE CONSTRUCTION SAW BLADES

CARBIDE TIPPED

CAT #	DESCRIPTION	DIA.	TEETH	ARBOR	HOOK ANGLE	KERF	PLATE THICKNESS	TOOTH GRIND
DW3161	Thin Kerf Circular Saw Blade	6-1/2"	18	5/8" rd	+25°	.071"	.045"	ATB
DW3171	Thin Kerf Circular Saw Blade	7-1/4"	16	5/8" rd	+25°	.071"	.045"	ATB
DW3192	Thin Kerf Circular Saw Blade	7-1/4"	18	5/8" rd	+15°	.071"	.045"	ATB
DW3592B10	Thin Kerf Circular Saw Blade (Bulk)	7-1/4"	18	5/8" rd	+15°	.071"	.045"	ATB
DW3174	Pressure Treated/Wet Lumber	7-1/4"	20	5/8" rd	+25°	.071"	.045"	ATB
DW3178	Thin Kerf Framing Blade	7-1/4"	24	5/8" rd	+18°	.071"	.045"	ATB
DW3578B10	Thin Kerf Framing Blade (Bulk)	7-1/4"	24	5/8" rd	+18°	.071"	.045"	ATB
DW3599	Ultra Thin Kerf Framing	7-1/4"	24	5/8" rd	+18°	.065"	.039"	ATB
DW3599B10	Ultra Thin Kerf Framing Blade (Bulk)	7-1/4"	24	5/8" rd	+18°	.065"	.041"	ATB
DW3176	Thin Kerf Circular Saw Blade	7-1/4"	36	5/8" rd	+15°	.071"	.045"	ATB
DW3576B10	Thin Kerf Circular Saw Blade (Bulk)	7-1/4"	36	5/8" rd	+15°	.071"	.045"	ATB
DW3182	Framing Blade	8-1/4"	24	5/8" rd	+20°	.076"	.050"	ATB
DW3582B10	Thin Kerf Circular Saw Blade (Bulk)	8-1/4"	24	5/8" rd	+20°	.076"	.050"	ATB
DW3184	Thin Kerf Circular Saw Blade	8-1/4"	40	5/8" rd	+15°	.076"	.050"	ATB



PORTABLE CONSTRUCTION SAW BLADES *(continued)*

CORDLESS

CAT #	DESCRIPTION	DIA.	TEETH	ARBOR	HOOK ANGLE	KERF	PLATE THICKNESS	TOOTH GRIND
DW9052	Carbide-Aluminum/Non-Ferrous Metals	5-3/8"	30	10mm	+3°	.059"	.039"	FTG
DW9152	Carbide-Aluminum Cutting	6-1/2"	36	5/8"	+3°	.059"	.039"	FTG
DW9053	Steel-Vinyl/Paneling	5-3/8"	80	5/8"	-10°/-45°	.059"	.039"	Alt. Set
DW9054	Carbide-Smooth Woodcutting	5-3/8"	24	10mm	+20°	.059"	.039"	ATB
DW9154	Carbide-Framing	6-1/2"	24	5/8"	+20°	.059"	.039"	ATB
DW9055	Carbide-Fast Woodcutting	5-3/8"	16	10mm	+20°	.059"	.039"	ATB
DW9155	Carbide-Fast Cutting	6-1/2"	18	5/8"	+20°	.059"	.039"	ATB
DW9158	Combo Pack (DW9155 & DW9154)	6-1/2"	18/24	5/8"	+20°	.059"	.039"	ATB
DW9059C5	Combo Pack (DW9052, DW9053 & DW9054)	5-3/8"	24/30/78	10mm	+20°	.059"	.039"	ATB
DW9058	Combo Pack (DW9052 & DW9055)	5-3/8"	16/30	10mm	+3°/+20°	.059"	.039"	FTG/ATB
DW9153	Steel-Vinyl/Paneling	6-1/2"	90	5/8"	+18°/-45°/+20°	.059"	.039"	FTG
DW9555	Carbide-Fast Cutting (Bulk)	6-1/2"	18	5/8"	+20°	.059"	.039"	ATB



HARDIPLANK

CAT #	DESCRIPTION	DIA.	TEETH	ARBOR	HOOK ANGLE	KERF
DW3193	PCD Diamond Fiber Cement Blade	7-1/4"	6	5/8"	-5°	.090"



NAIL CUTTING


CAT #	DESCRIPTION	DIA.	TEETH	ARBOR	HOOK ANGLE	KERF	PLATE THICKNESS	TOOTH GRIND
DW3191	Nail Cutting Circular Saw Blade	7-1/4"	18	5/8" rd	+15°	.071"	.045"	ATB
DW3591B10	Nail Cutting Circular Saw Blade (Bulk)	7-1/4"	18	5/8" rd	+15°	.071"	.045"	ATB



PRECISION TRIM SAW BLADES

PRECISION TRIM

CAT #	DESCRIPTION	DIA.	TEETH	ARBOR	HOOK ANGLE	KERF	PLATE THICKNESS	TOOTH GRIND	MAX RPM
DW7118PT	Premium Finish	8-1/2"	60	5/8"	-5°	.094"	.063"	ATB	9,000
DW7124PT	Fast Ripping	10"	24	5/8"	+20°	.098"	.071"	FT	6,000
DW7140PT	General Purpose	10"	40	5/8"	+20°	.098"	.071"	ATB	6,000
DW7150PT	Combination	10"	50	5/8"	+15°	.098"	.071"	ATB+R	6,000
DW3215PT	Smooth Crosscutting	10"	60	5/8"	+7°	.098"	.071"	ATB	6,000
DW3218PT	Ultra Fine Finish	10"	80	5/8"	+7°	.098"	.071"	ATB	6,000
DW3216PT	Smooth Crosscutting	12"	60	1"	+7°	.102"	.079"	ATB	4,800
DW3232PT	Ultra Fine Finish	12"	80	1"	+7°	.102"	.079"	ATB	4,800
DW72100PT	Ultra Miter	12"	100	1"	-5°	.102"	.079"	ATB+R	4,800
Non-Ferrous									
DW7119PT	Non-Ferrous	8-1/2"	60	5/8"	-5°	.094"	.063"	TCG	9,000
DW3219PT	Plastic	10"	80	5/8"	-5°	.098"	.071"	TCG	6,000
DW7296PT	Fine Trim	12"	96	1"	-5°	.102"	.079"	TCG	4,800



STEEL CIRCULAR SAW BLADES

STEEL SAW BLADES

CAT #	DESCRIPTION	DIA.	TEETH	ARBOR	CAT #	DESCRIPTION	DIA.	TEETH	ARBOR
DW3310	Fast Cut	6-1/2"	24	5/8" rd	DW3350	Combination	10"	40	5/8" rd
DW3323	Fast Cut	7-1/4"	26	5/8" rd	DW3370	Fast Cut	10"	28	5/8" rd
DW3324	Crosscut	7-1/4"	100	5/8" rd	DW3372	Hollow Ground Planer	7-1/4"	80	5/8" rd
DW3325	Combo	7-1/4"	40	5/8" rd	DW3523	Combo Bulk	7-1/4"	26	5/8" rd
DW3326	Hollow Ground Plywood	7-1/4"	140	5/8" rd	DW3524	Crosscut	7-1/4"	100	5/8" rd
DW3327	Hollow Ground Planer	7-1/4"	60	5/8" rd	DW3526	Hollow Ground Plywood Bulk	7-1/4"	140	5/8" rd
DW3329	Non-Ferrous	7-1/4"	68	5/8" rd	DW3526L	Hollow Ground Plywood Bulk (Shrink band on teeth)	7-1/4"	140	5/8" rd
DW3330	Iron/Steel	7-1/4"	16 slots	5/8" rd					
DW3332	Master Combo	8-1/4"	60	5/8" rd					



CONCRETE & MASONRY DRILLING



ONE PIECE CARBIDE CORE BITS

CAT #	DIA.	LENGTH
SDS Max Shank		
DW5914	1-3/4"	12"
DW5915	1-3/4"	22"
DW5916	2"	12"
DW5917	2"	22"
DW5918	2-3/4"	12"
DW5919	2-3/4"	22"
DW5920	3-1/4"	12"

CAT #	DIA.	LENGTH
SDS Max Shank		
DW5921	3-1/4"	22"
DW5922	3-1/2"	12"
DW5923	3-1/2"	22"
DW5924	4"	12"
DW5925	4"	22"
DW5926	5"	22"
DW5927	6"	22"


CAT #	DIA.	LENGTH
SPLINE Shank		
DW5930	1-3/4"	12"
DW5931	1-3/4"	22"
DW5932	2"	12"
DW5933	2"	22"
DW5934	2-3/4"	12"
DW5935	2-3/4"	22"
DW5936	3-1/4"	12"

CAT #	DIA.	LENGTH
SPLINE Shank		
DW5937	3-1/4"	22"
DW5938	3-1/2"	12"
DW5939	3-1/2"	22"
DW5940	4"	12"
DW5941	4"	22"
DW5942	5"	22"
DW5943	6"	22"
DW5945	Replacement Centering Bit	

TWO PIECE CARBIDE CORE BITS

CAT #	DESCRIPTION	DIA.
DW5900	1-1/2" X 4" Core Bit Body	1-1/2"
DW5901	2" X 4" Core Bit Body	2"
DW5902	2-1/2" X 4" Core Bit Body	2-1/2"
DW5903	3" X 4" Core Bit Body	3"
DW5904	3-1/2" X 4" Core Bit Body	3-1/2"
DW5905	4" X 4" Core Bit Body	4"
DW5906	5" X 4" Core Bit Body	5"

CAT #	DESCRIPTION
DW5907	Centering Core Bit Body
DW5908	Thread Adapter
DW5909	7" Spline Core Bit Shank
DW5910	16" Spline Core Bit Shank
DW5911	7" SDS Max Core Bit Shank
DW5912	16" SDS Max Core Bit Shank



CHISELS & DEMOLITION STEEL



CAT #	DESCRIPTION
SDS Plus Steel	
DW5348	10" Bull Point <small>Fits all brands of SDS Plus Hammers.</small>
DW5349	10" Scaling Chisel
DW5350	10" Cold Chisel
SDS Max	
DW5832**	12" Bull Point <small>Fits all brands of SDS Max Chipping and Demolition Hammers.</small>
DW5833**	18" Bull Point
DW5834**	1" x 12" Cold Chisel
DW5835**	1" x 18" Cold Chisel
DW5837	2" x 15" Scaling Chisel
DW5838*	3" x 12" Scaling Chisel
DW5848B	4" Clay Spade
DW5843*	12" Bushing Tool
DW5847	3/4" Ground Rod Driver
DW5842	12" Slotting Tool

CAT #	DESCRIPTION
Spline - 3/4" Hex x 21/32" Round Spline Shank	
DW5770**	12" Bull Point <small>Fits all brands of Spline Chipping and Demolition Hammers.</small>
DW5771**	18" Bull Point
DW5779**	1" x 12" Cold Chisel
DW5780**	1" x 18" Cold Chisel
DW5773	1-1/4" x 12" Scaling Chisel
DW5774	2" x 12" Scaling Chisel
DW5775*	3" x 12" Scaling Chisel
DW5786B	4" Clay Spade
DW5783*	9-1/2" Bushing Tool
DW5785	3/4" Ground Rod Driver
DW5772	12" Slotting Tool

CAT #	DESCRIPTION
3/4" Hex	
DW5950**	12" Bull Point <small>Fits all brands of 3/4" Hex Chipping and Demolition Hammers.</small>
DW5951**	18" Bull Point
DW5953**	1" x 12" Cold Chisel
DW5954**	1" x 18" Cold Chisel
DW5952*	3" x 12" Scaling Chisel
DW5959B	4" Clay Spade
DW5949*	9-1/2" Bushing Tool
DW5958	3/4" Ground Rod Driver
1-1/8" Hex	
DW5960	20" Bull Point <small>Fits all brands of 1-1/8" Hex Pavement Breakers. Ring and notch retentions allow for use in electric and pneumatic hammers.</small>
DW5962	20" Cold Chisel
DW5961	3" x 20" Wide Chisel
DW5965	5-1/2" Clay Spade
DW5964	1" Ground Rod Driver



DIAMOND DRILL BITS FOR TILE

CAT #	DESCRIPTION
DW5570	3/16" Diamond Drill Bit
DW5572	1/4" Diamond Drill Bit
DW5574	5/16" Diamond Drill Bit
DW5576	3/8" Diamond Drill Bit
DW5578	1/2" Diamond Drill Bit
DW5580	5/8" Diamond Drill Bit
DW5582	3/4" Diamond Drill Bit
DW5584	1" Diamond Drill Bit
DW5586	1-3/8" Diamond Drill Bit



ROCK CARBIDE® DRILL BITS

ROCK CARBIDE®

PERCUSSION BITS



CAT #	DIA.	USABLE LENGTH	OVERALL LENGTH
DW5221	1/8"	2"	3"
DW5209	5/32"	2"	3"
DW5227	5/32"	4"	6"
DW5222	3/16"	2"	3"
DW5223	3/16"	4"	6"
DW5211	7/32"	4"	6"
DW5224	1/4"	2"	4"
DW5225	1/4"	4"	6"
DW5226	1/4"	7"	12"
DW5228	5/16"	4"	6"
DW5229	5/16"	7"	12"
DW5230	3/8"	4"	6"
DW5231	1/8"	7"	12"

CAT #	DIA.	USABLE LENGTH	OVERALL LENGTH
DW5232	5/32"	16"	18"
DW5233	5/32"	22"	24"
DW5234	3/16"	4"	6"
DW5235	3/16"	4"	6"
DW5236	7/32"	7"	12"
DW5237	1/4"	16"	18"
DW5238	1/4"	22"	24"
DW5241	5/8"	4"	6"
DW5242	5/8"	7"	12"
DW5217	9/16"	4"	6"
DW5244	3/4"	4"	6"
DW5245	3/4"	7"	12"
DW5219	7/8"	7"	12"
DW5249	1"	7"	12"

CAT #	DIA.	USABLE LENGTH	OVERALL LENGTH
Bulk Packs			
DW5221B25	1/8"	2"	3"
DW5227B25	5/32"	4"	6"
DW5222B25	3/16"	2"	3"
DW5223B25	3/16"	4"	6"
DW5224B25	1/4"	2"	4"
DW5225B25	1/4"	4"	6"
DW5228B25	5/16"	4"	6"
DW5230B25	3/8"	4"	6"
DW5235B10	1/2"	4"	6"

Fits all brands Electric and Cordless Hammerdrills including DEWALT, Bosch and Hilti.



PERCUSSION SETS

CAT #	DESCRIPTION	INCLUDES
DW5204	4 Pc. Premium Percussion Masonry Drill Bit Set	3/16" x 3", 1/4" x 4", 5/16" x 6", 3/8" x 6"
DW5205	5 Pc. Premium Percussion Masonry Drill Bit Set	5/32" x 6", 3/16" x 6", 1/4" x 6", 5/16" x 6", 3/8" x 6", Medium TOUGH CASE® Container
DW5207	7 Pc. Premium Percussion Masonry Drill Bit Set	3/16" x 3", (2)1/4" x 4", 1/4" x 6", 5/16" x 6", 3/8" x 6", 1/2" x 6"



DW5205

SDS PLUS



SDS PLUS BITS



ROCK CARBIDE®

CAT #	DIA.	USABLE LENGTH	OVERALL LENGTH
DW5400	5/32"	2"	4"
DW5401	5/32"	4-1/2"	6-1/2"
DW5402	5/32"	2"	4"
DW5403	3/16"	4-1/2"	6-1/2"
DW5404	3/16"	6-1/2"	8-1/2"
DW5405	3/16"	8"	10"
DW5406	3/16"	10"	12"
DW5407	3/16"	12"	14"
DW5408	3/16"	14"	16"
DW5410	7/32"	4"	6"
DW5412	7/32"	8"	10"
DW5416	1/4"	2"	4"
DW5417	1/4"	4"	6"
DW5418	1/4"	6-1/2"	8-1/2"
DW5420	1/4"	10"	12"
DW5421	1/4"	12"	14"
DW5424	5/16"	4"	6"
DW5426	5/16"	10"	12"
DW5427	3/8"	4"	6"
DW5429	3/8"	8"	10"
DW5430	3/8"	10"	12"
DW5431	3/8"	16"	18"
DW5432	3/8"	22"	24"
DW5433	7/16"	4"	6"
DW5435	7/16"	10"	12"
DW5436	7/16"	16"	18"

CAT #	DIA.	USABLE LENGTH	OVERALL LENGTH
DW5437	1/2"	4"	6"
DW5438	1/2"	8"	10"
DW5439	1/2"	10"	12"
DW5440	1/2"	16"	18"
DW5441	1/2"	22"	24"
DW5442	9/16"	4"	6"
DW5443	9/16"	10"	12"
DW5444	9/16"	16"	18"
DW5445	9/16"	22"	24"
DW5446	5/8"	6"	8"
DW5447	5/8"	10"	12"
DW5448	5/8"	16"	18"
DW5449	5/8"	22"	24"
DW5450	11/16"	6"	8"
DW5453	3/4"	6"	8"
DW5455	3/4"	10"	12"
DW5456	3/4"	16"	18"
DW5457	3/4"	22"	24"
DW5458	27/32"	6"	8"
DW5460	7/8"	6"	8"
DW5461	7/8"	10"	12"
DW5462	7/8"	16"	18"
DW5464	1"	8"	10"
DW5466	1"	16"	18"
DW5468	1-1/8"	8"	10"
DW5469	1-1/8"	16"	18"

CAT #	DIA.	USABLE LENGTH	OVERALL LENGTH
Bulk Packs			
DW5401B25	5/32"	4-1/2"	6-1/2"
DW5402B25	5/32"	2"	4"
DW5403B25	3/16"	4-1/2"	6-1/2"
DW5404B25	3/16"	6-1/2"	8-1/2"
DW5405B25	3/16"	8"	10"
DW5406B25	3/16"	10"	12"
DW5410B25	7/32"	4"	6"
DW5416B25	1/4"	2"	4"
DW5417B25	1/4"	4"	6"
DW5418B25	1/4"	6-1/2"	8-1/2"
DW5424B25	5/16"	4"	6"
DW5427B25	3/8"	4"	6"
DW5437B25	1/2"	4"	6"
DW5446B25	5/8"	6"	8"



Fits all brands Electric and Cordless SDS Plus Rotary Hammers including DEWALT, Bosch and Hilti.



SDS PLUS SET

CAT #	DESCRIPTION	INCLUDES
DW5470	5 Pc. Rock Carbide® SDS+ Hammer Bit Set	3/16" x 4-1/2" x 6-1/2", 1/4" x 2" x 4", 1/4" x 4" x 6", 3/8" x 4" x 6", 1/2" x 4" x 6"



ROCK CARBIDE® DRILL BITS (continued)

SOLID ROCK CARBIDE SDS PLUS



CAT #	DIA.	USABLE LENGTH	OVERALL LENGTH
DW5501	5/32"	4"	6-1/2"
DW5502	3/16"	2"	4-1/2"
DW5503	3/16"	4"	6-1/2"
DW5504	3/16"	6"	8-1/2"
DW55050	3/16"	8"	10-1/2"
DW5506	3/16"	10"	12"
DW5507	3/16"	12"	14"
DW55100	7/32"	4"	6-1/2"
DW5512	7/32"	8"	10"
DW5516	1/4"	2"	4-1/2"
DW5517	1/4"	4"	6"
DW5518	1/4"	6"	8-1/2"
DW55200	1/4"	10"	12"

CAT #	DIA.	USABLE LENGTH	OVERALL LENGTH
DW5521	1/4"	12"	14"
DW5524	5/16"	4"	6-1/2"
DW5526	5/16"	10"	12"
DW5527	3/8"	4"	6-1/2"
DW5529	3/8"	8"	10"
DW55300	3/8"	10"	12"
DW5531	3/8"	16"	18"
DW5532	3/4"	21"	23-1/2"
DW5537	1/2"	4"	6"
DW5538	1/2"	8"	10-1/2"
DW5539	1/2"	10"	12"
DW5540	1/2"	16"	18"
DW55410	1/2"	22"	24"

CAT #	DIA.	USABLE LENGTH	OVERALL LENGTH
Bulk Packs			
DW5501B25	5/32"	4"	6-1/2"
DW5502B25	3/16"	2"	4-1/2"
DW5503B25	3/16"	4"	6-1/2"
DW5504B25	3/16"	6"	8-1/2"
DW55050B25	3/16"	8"	10-1/2"
DW5506B25	3/16"	10"	12"
DW55100B25	7/32"	4"	6-1/2"
DW5516B25	1/4"	2"	4-1/2"
DW5517B25	1/4"	4"	6"
DW5518B25	1/4"	6"	8-1/2"
DW5524B25	5/16"	4"	6-1/2"
DW5527B25	3/8"	4"	6-1/2"
DW5537B25	1/2"	4"	6"

4 CUTTER SDS PLUS BITS



CAT #	DIA.	USABLE LENGTH	OVERALL LENGTH
DW5471	5/8"	8"	10"
DW5472	5/8"	16"	18"
DW5474	3/4"	8"	10"
DW5475	3/4"	16"	18"
DW5477	7/8"	8"	10"
DW5478	7/8"	16"	18"
DW5479	1"	8"	10"
DW5480	1"	16"	18"
DW5481	1-1/8"	8"	10"
DW5482	1-1/8"	16"	18"



SDS PLUS HEX SHANK BITS



CAT #	DIA.	USABLE LENGTH	OVERALL LENGTH
DW5359	5/32"	2"	5"
DW5360	5/32"	3"	6"
DW5361	5/32"	4"	7"
DW5362	3/16"	2"	5"
DW5363	3/16"	3"	6"
DW5364	3/16"	4"	7"
DW5365	Drive Sleeve for Hex SDS Hammer Bit		
Bulk Pack			
DW5364B25	3/16"	4"	7"



SDS PLUS HEX SHANK SET

CAT #	DESCRIPTION	INCLUDES
DW5366	10 Pc. Anchor Drive Installation Kit	5/32" x 4" x 7", 3/16" x 4" x 7", Drive Sleeve, Percussion Bit Holder, Insert Bit Adapter, #2 & #3 Insert Bits, 1/4" & 5/16" Nutsetter, Hex Key, Medium TOUGH CASE® Container



SDS MAX BITS



CAT #	DIA.	USABLE LENGTH	OVERALL LENGTH
2 Cutter SDS Max Shank			
DW5803	1/2"	8"	13-1/2"
DW5804	1/2"	16"	21-1/2"
DW5801	9/16"	8"	13-1/2"
DW5802	9/16"	16"	21-1/2"
4 Cutter SDS Max Shank			
DW5806	5/8"	8"	13-1/2"
DW5809	5/8"	16"	21-1/2"
DW5807	5/8"	31"	36"
DW5808	11/16"	16"	21-1/2"
DW5810	3/4"	8"	13-1/2"

CAT #	DIA.	USABLE LENGTH	OVERALL LENGTH
4 Cutter SDS Max Shank (continued)			
DW5812	3/4"	16"	21-1/2"
DW5813	3/4"	31"	36"
DW5814	13/16"	16"	21-1/2"
DW5815	7/8"	8"	13-1/2"
DW5816	7/8"	16"	21-1/2"
DW5818	1"	8"	13-1/2"
DW5819	1"	16"	21-1/2"
DW5820	1"	31"	36"
DW5821	1-1/8"	10"	15"
DW5822	1-1/8"	18"	22-1/2"

CAT #	DIA.	USABLE LENGTH	OVERALL LENGTH
4 Cutter SDS Max Shank (continued)			
DW5824	1-1/4"	10"	15"
DW5825	1-1/4"	18"	22-1/2"
DW5826	1-1/4"	31"	36"
DW5860	1-5/16"	18"	22-1/2"
DW5827	1-3/8"	18"	22-1/2"
DW5829	1-7/16"	18"	22-1/2"
DW5828	1-1/2"	18"	22-1/2"
DW5861	1-9/16"	18"	22-1/2"
DW5830	1-3/4"	18"	22-1/2"
DW5831	2"	18"	22-1/2"

Fits all brands of SDS Max Rotary Hammers including DeWALT, Bosch and Hilti.



SHANK ADAPTERS

CAT #	DESCRIPTION
DW5351	SDS+ to 1/2" Chuck Adapter
DW5790	Spline to 1/2" Chuck Adapter
DW5353	1/2" Chuck and Key

CAT #	DESCRIPTION
DW5791	Spline to SDS+ Adapter
DW5891	SDS Max to SDS+ Adapter




Converts chuck fittings of rotary hammers for increased versatility.

ROCK CARBIDE® DRILL BITS (continued)



SPLINE BITS



CAT #	DIA.	USABLE LENGTH	OVERALL LENGTH
2 Cutter Spline Shank			
DW5700	3/8"	5"	10"
DW5701	3/8"	8"	13"
DW5702	7/16"	5"	10"
DW5703	1/2"	5"	10"
DW5704	1/2"	11"	16"
DW5705	1/2"	17"	22"
DW5706	1/2"	22"	27"
DW5707	1/2"	31"	36"
DW5708	9/16"	5"	10"
DW5735	9/16"	17"	22"
DW5709	5/8"	5"	10"
DW5710	5/8"	11"	16"
DW5711	5/8"	17"	22"
DW5712	5/8"	22"	27"
DW5713	11/16"	5"	10"
DW5714	3/4"	5"	10"
DW5715	3/4"	11"	16"
DW5716	3/4"	17"	22"
DW5717	3/4"	22"	27"
DW5719	7/8"	11"	16"
DW5720	7/8"	17"	22"

CAT #	DIA.	USABLE LENGTH	OVERALL LENGTH
2 Cutter Spline Shank (continued)			
DW5721	1"	11"	16"
DW5722	1"	17"	22"
DW5723	1"	31"	36"
DW5724	1-1/8"	5"	10"
DW5725	1-1/8"	11"	16"
DW5726	1-1/8"	17"	22"
DW5727	1-1/4"	11"	16"
DW5728	1-1/4"	17"	22"
DW5729	1-3/8"	11"	16"
DW5730	1-3/8"	17"	22"
DW5731	1-1/2"	11"	16"
DW5732	1-1/2"	17"	22"
DW5733	1-3/4"	17"	22"
DW5734	2"	17"	22"
4 Cutter Spline Shank			
DW5740	5/8"	5"	10"
DW5741	5/8"	11"	16"
DW5742	5/8"	17"	22"
DW5743	5/8"	22"	27"
DW5744	5/8"	31"	36"
DW5745	11/16"	11"	16"

CAT #	DIA.	USABLE LENGTH	OVERALL LENGTH
4 Cutter Spline Shank (continued)			
DW5746	3/4"	5"	10"
DW5747	3/4"	11"	16"
DW5748	3/4"	17"	22"
DW5749	3/4"	22"	27"
DW5750	3/4"	31"	36"
DW5752	7/8"	11"	16"
DW5753	7/8"	17"	22"
DW5755	1"	11"	16"
DW5756	1-3/4"	17"	22"
DW5757	2"	31"	36"
DW5758	2"	11"	16"
DW5759	2"	17"	22"
DW5760	2"	11"	16"
DW5761	2"	17"	22"
DW5762	2"	31"	36"
DW5763	2"	11"	16"
DW5765	2"	17"	22"
DW5764	2"	17"	22"
DW5768	2"	17"	22"
DW5769	2"	17"	22"

Fits all brands of SDS Spline Rotary Hammers including DeWALT and Bosch.



WOOD & METAL DRILLING

GOLD FERROUS PILOT POINT® DRILL BITS



CAT #	QTY./CARD	BULK	BULK QTY.	DIA. INCHES	DIA. DECIMAL	DRILLING DEPTH	OVERALL LENGTH
DW1904	2	DW1904B	12	1/16"	.0625"	.88"	1.88"
DW1905	2	DW1905B	12	5/64"	.0781"	1.00"	2.00"
DW1906	2	DW1906B	12	3/32"	.0938"	1.25"	2.25"
DW1907	2	DW1907B	12	7/64"	.1094"	1.50"	2.62"
DW1908	2	DW1908B	12	1/8"	.1250"	1.62"	2.75"
DW1909	1	DW1909B	12	9/64"	.1406"	1.75"	2.88"
DW1910	1	DW1910B	12	5/32"	.1562"	2.00"	3.12"
DW1911	1	DW1911B	12	11/64"	.1719"	2.12"	3.25"
DW1912	1	DW1912B	12	3/16"	.1875"	2.31"	3.50"
DW1913	1	DW1913B	12	13/64"	.2031"	2.44"	3.62"
DW1914	1	DW1914B	12	7/32"	.2188"	2.50"	3.75"
DW1915	1	DW1915B	12	15/64"	.2344"	2.62"	3.88"
DW1916	1	DW1916B	12	1/4"	.2500"	2.75"	4.00"
DW1917	1	DW1917B	12	17/64"	.2656"	2.88"	4.12"
DW1918	1	DW1918B	12	9/32"	.2812"	2.94"	4.25"

CAT #	QTY./CARD	BULK	BULK QTY.	DIA. INCHES	DIA. DECIMAL	DRILLING DEPTH	OVERALL LENGTH
DW1919	1	DW1919B	12	19/64"	.2969"	3.06"	4.38"
DW1920	1	DW1920B	6	5/16"	.3125"	3.19"	4.50"
DW1921	1	DW1921B	6	21/64"	.3281"	3.31"	4.62"
DW1922	1	DW1922B	6	11/32"	.3438"	3.44"	4.75"
DW1923	1	DW1923B	6	23/64"	.3594"	3.50"	4.88"
DW1924	1	DW1924B	6	3/8"	.3750"	3.62"	5.00"
DW1925*	1	DW1925B	6	25/64"	.3906"	3.75"	5.12"
DW1926*	1	DW1926B	6	13/32"	.4062"	3.88"	5.25"
DW1927*	1	DW1927B	6	27/64"	.4219"	3.94"	5.50"
DW1928*	1	DW1928B	6	7/16"	.4375"	4.06"	5.62"
DW1929*	1	DW1929B	6	29/64"	.4531"	4.19"	5.75"
DW1930*	1	DW1930B	6	15/32"	.4688"	4.31"	3.88"
DW1931*	1	DW1931B	6	31/64"	.4844"	4.38"	5.88"
DW1932*	1	DW1932B	6	1/2"	.5000"	4.5"	6.00"

*3/8" reduced shank

GOLD FERROUS PILOT POINT® DRILL BIT SETS

CAT #	DESCRIPTION	INCLUDES
DW1169	14 Pc. PILOT POINT® Drill Bit Set	(2) 1/16", 5/64", 3/32", 7/64", (2) 1/8", 9/64", 5/32", 3/16", 7/32", 1/4", 5/16", 3/8", TOUGH CASE® Container
DW1956	16 Pc. PILOT POINT® Drill Bit Set	(2) 1/16", 5/64", 3/32", 7/64", 1/8", 9/64", 5/32", 11/64", 3/16", 13/64", 7/32", 1/4", 5/16", 3/8", 1/2", TOUGH CASE® Container
DW1969	29 Pc. PILOT POINT® Drill Bit Set	1/16", 5/64", 3/32", 7/64", 1/8", 9/64", 5/32", 11/64", 3/16", 13/64", 7/32", 15/64", 1/4", 17/64", 9/32", 19/64", 5/16", 21/64", 11/32", 23/64", 3/8", 25/64", 13/32", 27/64", 7/16", 29/64", 15/32", 31/64", 1/2", Metal Index Container

WOOD & METAL DRILLING *(continued)*

REDUCED SHANK BLACK OXIDE DRILL BITS



CAT #	QTY./CARD	DIA.	SHANK SIZE	FLUTE LENGTH	OVERALL LENGTH
DW1620	1	9/16"	3/8"	3"	6"
DW1622	1	5/8"	3/8"	3"	6"
DW1623	1	11/16"	3/8"	3"	6"
DW1625	1	3/4"	3/8"	3"	6"
DW1627	1	7/8"	1/2"	3"	6"
DW1629	1	1"	1/2"	3"	6"

1 1/2" BLACK OXIDE DRILL BITS



CAT #	QTY./CARD	DIA.	SHANK SIZE	FLUTE LENGTH	OVERALL LENGTH
DW1602	1	1/8"	1/8"	1-5/8"	12"
DW1604	1	3/16"	3/16"	2-5/16"	12"
DW1606	1	1/4"	1/4"	2-3/4"	12"
DW1608	1	5/16"	5/16"	3-3/16"	12"
DW1610	1	3/8"	3/8"	3-5/8"	12"
DW1612	1	7/16"	3/8"	4-1/16"	12"
DW1614	1	1/2"	3/8"	4-1/2"	12"

BLACK OXIDE DRILL BIT SETS

CAT #	DESCRIPTION	INCLUDES
DW1163	13 Pc. Black Oxide Drill Bit Set	(2) 1/16", 5/64", (2) 3/32", 7/64", (2) 1/8", 9/64", 5/32", 3/16", 7/32", 1/4", TOUGH CASE® Container
DW1167	17 Pc. Black Oxide Drill Bit Set	(2) 1/16", 5/64", 3/32", 7/64", 1/8", 9/64", 5/32", 11/64", 3/16", 13/64", 7/32", 15/64", 1/4", 5/16", 3/8", 1/2", TOUGH CASE® Container
DW1164	25 Pc. Black Oxide Drill Bit Set	(2) 1/16", (2) 5/64", (2) 3/32", 7/64", (2) 1/8", 9/64", 5/32", 11/64", 3/16", 13/64", 7/32", 15/64", (2) 1/4", 17/64", 9/32", 5/16", 11/32", 3/8", 7/16", 1/2", Metal Index Container
DW1176	16 Pc. Black Oxide Drill Bit Set	(2) 1/16", 5/64", 3/32", 7/64", 1/8", 9/64", (2) 5/32", 11/64", (2) 3/16", 7/32", 1/4", 5/16", 3/8", TOUGH CASE® Container
DW1177	20 Pc. Black Oxide Drill Bit Set	(3) 1/16", 5/64", (2) 3/32", 7/64", (2) 1/8", 9/64", 5/32", 11/64", 3/16", 13/64", 7/32", 15/64", 1/4", 5/16", 3/8", 1/2", TOUGH CASE® Container



DW1163



DW1167



DW1164



DW1176



DW1177



DRILLING



CAT #	QTY./CARD	BULK	BULK QTY.	DIA. INCHES	DIA. DECIMAL	OVERALL LENGTH
DD5008	1	DD5008B6	6	1/8"	.1250"	2.625"
DD5009	1	DD5009B6	6	9/64"	.1406"	2.75"
DD5010	1	DD5010B6	6	5/32"	.1562"	2.8125"
DD5011	1	DD5011B6	6	11/64"	.1719"	2.9375"
DD5012	1	DD5012B6	6	3/16"	.1875"	3"
DD5013	1	DD5013B6	6	13/64"	.2031"	3.0625"
DD5014	1	DD5014B6	6	7/32"	.2188"	3.125"

CAT #	QTY./CARD	BULK	BULK QTY.	DIA. INCHES	DIA. DECIMAL	OVERALL LENGTH
DD5015	1	DD5015B6	6	15/64"	.2344"	3.15625"
DD5016	1	DD5016B6	6	1/4"	.2500"	3.1875"
DD5018	1	DD5018B3	3	9/32"	.2812"	3.5"
DD5020	1	DD5020B3	3	5/16"	.3125"	4"
DD5022	1	DD5022B3	3	11/32"	.3437"	4"
DD5024	1	DD5024B3	3	3/8"	.3750"	4"
DD5028	1	DD5028B3	3	7/16"	.4375"	4"
DD5032	1	DD5032B3	3	1/2"	.5000"	4"



DRILL BIT SETS

CAT #	DESCRIPTION	INCLUDES
DD5055	5 Pc. Impact Drilling Set	(2) 1/8", 5/32", 3/16", 1/4"
DD5057	7 Pc. Impact Drilling Set	(2) 1/8", 5/32", 3/16", 7/32", 1/4", 5/16"
DD5060	10 Pc. Impact Drilling Set	(2) 1/8", 9/64", 5/32", 11/64", 3/16", 7/32", 1/4", 5/16", 3/8", TOUGH CASE® Container



DW5057



DW5060

WOOD & METAL DRILLING *(continued)*

TITANIUM SPLIT POINT DRILL BITS



CAT #	QTY./CARD	DIA. INCHES	DIA. DECIMAL	DRILLING DEPTH	OVERALL LENGTH
DW1304	1	1/16"	.0625"	.88"	1.88"
DW1305	1	5/64"	.0781"	1.00"	2.00"
DW1306	1	3/32"	.0938"	1.25"	2.25"
DW1307	1	7/64"	.1094"	1.50"	2.62"
DW1308	1	1/8"	.1250"	1.62"	2.75"
DW1309	1	9/64"	.1406"	1.75"	2.88"
DW1310	1	5/32"	.1562"	2.00"	3.12"
DW1311	1	11/64"	.1719"	2.12"	3.25"

CAT #	QTY./CARD	DIA. INCHES	DIA. DECIMAL	DRILLING DEPTH	OVERALL LENGTH
DW1312	1	3/16"	.1875"	2.31"	3.50"
DW1313	1	13/64"	.2031"	2.44"	3.62"
DW1314	1	7/32"	.2188"	2.50"	3.75"
DW1315	1	15/64"	.2344"	2.62"	3.88"
DW1316	1	1/4"	.2500"	2.75"	4.00"
DW1320	1	5/16"	.3125"	3.19"	4.50"
DW1324	1	3/8"	.3750"	3.62"	5.00"
DW1328*	1	7/16"	.4375"	4.06"	5.50"
DW1332*	1	1/2"	.5000"	4.50"	6.00"

TITANIUM SPLIT POINT DRILL BIT SET

CAT #	DESCRIPTION	INCLUDES
DW1363	13 Pc. Titanium Split Point Drill Bit Set	(2) 1/16", 5/64", (2) 3/32", 7/64", (2) 1/8", 9/64", 5/32", 3/16", 7/32", 1/4", TOUGH CASE® Container



COBALT PILOT POINT® DRILL BITS



CAT #	QTY./CARD	BULK	BULK BAG	DIA. INCHES	DIA. DECIMAL	DRILLING DEPTH	OVERALL LENGTH
DW1204	1	DW1204B	12	1/16"	.0625"	.88"	1.88"
DW1205	1	DW1205B	12	5/64"	.0781"	1.00"	2.00"
DW1206	1	DW1206B	12	3/32"	.0938"	1.25"	2.25"
DW1207	1	DW1207B	12	7/64"	.1094"	1.50"	2.62"
DW1208	1	DW1208B	12	1/8"	.1250"	1.62"	2.75"
DW1209	1	DW1209B	12	9/64"	.1406"	1.75"	2.88"
DW1210	1	DW1210B	12	5/32"	.1562"	2.00"	3.12"
DW1211	1	DW1211B	12	11/64"	.1719"	2.12"	3.25"
DW1212	1	DW1212B	12	3/16"	.1875"	2.31"	3.50"
DW1213	1	DW1213B	12	13/64"	.2031"	2.44"	3.62"
DW1214	1	DW1214B	12	7/32"	.2188"	2.50"	3.75"
DW1215	1	DW1215B	12	15/64"	.2344"	2.62"	3.88"
DW1216	1	DW1216B	12	1/4"	.2500"	2.75"	4.00"
-	-	DW1217B	12	17/64"	.2656"	2.88"	4.12"
-	-	DW1218B	12	9/32"	.2812"	2.94"	4.25"

CAT #	QTY./CARD	BULK	BULK BAG	DIA. INCHES	DIA. DECIMAL	DRILLING DEPTH	OVERALL LENGTH
-	-	DW1219B	12	19/64"	.2969"	3.06"	4.38"
DW1220	1	DW1220B	6	5/16"	.3125"	3.19"	4.50"
-	-	DW1221B	6	21/64"	.3281"	3.31"	4.62"
-	-	DW1222B	6	11/32"	.3438"	3.44"	4.75"
-	-	DW1223B	6	23/64"	.3594"	3.50"	4.88"
DW1224	1	DW1224B	6	3/8"	.3750"	3.62"	5.00"
-	-	DW1225B*	6	25/64"	.3906"	3.75"	5.12"
-	-	DW1226B*	6	13/32"	.4062"	3.88"	5.25"
-	-	DW1227B*	6	27/64"	.4219"	3.94"	5.50"
DW1228*	1	DW1228B*	6	7/16"	.4375"	4.06"	5.62"
-	-	DW1229B*	6	29/64"	.4531"	4.19"	5.75"
-	-	DW1230B*	6	15/32"	.4688"	4.31"	5.88"
-	-	DW1231B*	6	31/64"	.4844"	4.38"	5.88"
DW1232*	1	DW1232B*	6	1/2"	.5000"	4.5"	6.00"

*3/8" reduced shank

COBALT PILOT POINT® DRILL BIT SETS

CAT #	DESCRIPTION	INCLUDES
DW1263	14 Pc. Cobalt Pilot Point Drill Bit Set	(2) 1/16", 5/64", 3/32", 7/64", (2) 1/8", 9/64", 5/32", 3/16", 7/32", 1/4", 5/16", 3/8", TOUGH CASE® Container
DW1269	29 Pc. Cobalt Pilot Point Drill Bit Set	1/16", 5/64", 3/32", 7/64", 1/8", 9/64", 5/32", 11/64", 3/16", 13/64", 7/32", 15/64", 1/4", 17/64", 9/32", 19/64", 5/16", 21/64", 11/32", 23/64", 3/8", 25/64", 13/32", 27/64", 7/16", 29/64", 15/32", 31/64", 1/2", Metal Index Container




DW1269

STEP DRILL BITS

CAT #	DESCRIPTION	# OF HOLES	SHANK SIZE	MAX. MAT. THICKNESS
Self Starting				
DW1783	1/8" - 1/2" by 1/32"	13	1/4"	1/8"
DW1784	3/16" - 1/2" by 1/16"	6	1/4"	3/8"
DW1785	1/4" - 3/4" by 1/16"	9	3/8"	1/8"
DW1786	3/16" - 7/8" by 1/16"	12	3/8"	1/8"
DW1787	7/8", 1-1/8", 1-3/8"	3	1/2"	3/16"
DW1788	3/8", 1/2"	2	1/4"	3/16"
DW1789	7/8", 1-1/8"	2	1/2"	1/8"
DW1790	7/8"	1	3/8"	-

CAT #	DESCRIPTION	# OF HOLES	SHANK SIZE	MAX. MAT. THICKNESS
Self Starting (continued)				
DW1793	4, 5, 6, 7, 8, 9, 10, 11, 12mm	9	1/4"	5mm
DW1795	6, 8, 10, 12, 14, 16, 18mm	7	3/8"	5mm
Hole Enlarging				
DW1791	9/16" - 1" by 1/16"	8	1/2"	1/8"
DW1792	13/16" - 1-3/8" by 1/16"	10	1/2"	1/8"
DW1794	14, 16, 18, 20, 22, 24, 25mm	7	1/2"	5mm
DW1796	20, 22, 24, 26, 28, 30, 32, 34mm	8	1/2"	5mm



WOOD & METAL DRILLING *(continued)*

HEAVY-DUTY SELF FEED BITS*

CAT #	DESCRIPTION	CAT #	DESCRIPTION
DW1630	1"	DW1639	2-9/16"
DW1631	1-1/8"	DW1640	3"
DW1632	1-1/4"	DW1641	3-5/8"
DW1633	1-3/8"	DW1642	4-5/8"
DW1634	1-1/2"	DW1646	5-1/2" Extension
DW1635	1-3/4"	DW1647	12" Extension
DW1636	2"	DW1650	Replacement Parts (DW1630-DW1639)
DW1637	2-1/8"	DW1651	Replacement Parts (DW1640-DW1642)
DW1638	2-1/4"		

*7/16" Quick Change Shank



HEAVY-DUTY SELF FEED BIT SETS

CAT #	DESCRIPTION	INCLUDES
DW1648	5 Pc. Self Feed Bit Set	1-3/8", 1-1/2", 2-1/8", 2-9/16", 5-1/2" Extension
DW1649	8 Pc. Self Feed Bit Set	1", 1-1/8", 1-1/4", 1-1/2", 1-3/4", 2-1/8", 2-9/16", 5-1/2" Extension



DW1649

HEAVY-DUTY SPADE BITS



CAT #	DESCRIPTION	CAT #	DESCRIPTION	CAT #	DESCRIPTION
DW1570	1/4" x 6"	DW1579	13/16" x 6"	DW1590	3/8" x 16"
DW1571	5/16" x 6"	DW1580	7/8" x 6"	DW1591	1/2" x 16"
DW1572	3/8" x 6"	DW1581	15/16" x 6"	DW1592	5/8" x 16"
DW1573	7/16" x 6"	DW1582	1" x 6"	DW1593	3/4" x 16"
DW1574	1/2" x 6"	DW1583	1-1/8" x 6"	DW1594	7/8" x 16"
DW1575	9/16" x 6"	DW1584	1-1/4" x 6"	DW1595	1" x 116"
DW1576	5/8" x 6"	DW1585	1-3/8" x 6"	DW1588	6" Extension
DW1577	11/16" x 6"	DW1586	1-1/2" x 6"	DW1589	12" Extension
DW1578	3/4" x 6"				

HEAVY-DUTY SPADE BIT SET

CAT #	DESCRIPTION	INCLUDES
DW1587	6 Pc. Wood Boring Bit Set	3/8", 1/2", 5/8", 3/4", 7/8", 1"



POWER SHIP AUGER BITS*



CAT #	DIA.	OVERALL LENGTH	FLUTE LENGTH	CAT #	DIA.	OVERALL LENGTH	FLUTE LENGTH
Short				Long			
DW1665	5/8"	6"	4"	DW1680	9/16"	17"	12"
DW1666	11/16"	6"	4"	DW1681	5/8"	17"	12"
DW1667	3/4"	6"	4"	DW1682	11/16"	17"	12"
DW1668	13/16"	6"	4"	DW1683	3/4"	17"	12"
DW1669	7/8"	6"	4"	DW1684	13/16"	17"	12"
DW1670	15/16"	6"	4"	DW1685	7/8"	17"	12"
DW1671	1"	6"	4"	DW1686	15/16"	17"	12"
DW1672	1-1/16"	6"	4"	DW1687	1"	17"	12"
DW1673	1-1/8"	6"	4"	DW1688	1-1/16"	17"	12"
DW1674	1-1/4"	6"	4"	DW1689	1-1/8"	17"	12"
DW1675	1-3/8"	6"	4"	DW1690	1-1/4"	17"	12"
DW1676	1-1/2"	6"	4"	DW1691	1-3/8"	17"	12"
				DW1692	1-1/2"	17"	12"

*7/16" Quick Change Shank

POWER SHIP AUGER BIT SETS

CAT #	DESCRIPTION	INCLUDES
DW1080	4 Pc. Short Auger Bit Set	5/8", 3/4", 7/8", 1", Heavy-Duty Case
DW1081	3 Pc. Long Auger Bit Set	(3) 7/8", Heavy-Duty Case



DW1081

BELL HANGER BITS



CAT #	DIA.	LENGTH	CAT #	DIA.	LENGTH
DW1768	1/4"	12"	DW1776	7/16"	18"
DW1769	5/16"	12"	DW1777	1/2"	18"
DW1770	3/8"	12"	DW1778	1/4"	24"
DW1771	7/16"	12"	DW1779	5/16"	24"
DW1772	1/2"	12"	DW1780	3/8"	24"
DW1773	1/4"	18"	DW1781	7/16"	24"
DW1774	5/16"	18"	DW1782	1/2"	24"
DW1775	3/8"	18"			

BRAD POINT DRILL BITS



CAT #	QTY./CARD	DIA. INCHES	DIA. DECIMAL	FLUTE LENGTH	OVERALL LENGTH
DW1702	1	1/8"	.1250"	1.75"	2.75"
DW1704	1	3/16"	.1875"	2.25"	3.38"
DW1706	1	1/4"	.2500"	2.50"	4.00"
DW1708	1	5/16"	.3125"	3.13"	4.75"
DW1710	1	3/8"	.3750"	3.50"	5.25"
DW1714	1	1/2"	.500"	4.00"	6.00"

IMPACT READY® FASTENING



BIT TIPS



CAT #	DESCRIPTION
+ Phillips	
DW2001IR	#1 Phillips - IMPACT READY®
DW2002IR	#2 Phillips - IMPACT READY®
DW2003IR	#3 Phillips - IMPACT READY®
DW2004IR	#2 Phillips (Reduced Dia.) - IMPACT READY®
DW2022IR	#2 2" Phillips Power Bit - IMPACT READY®
DW2032IR	#2 3-1/2" Phillips Power Bit - IMPACT READY®
□ Square Recess Bit Tips	
DW2201IR	#1 Square Recess - IMPACT READY®
DW2202IR	#2 Square Recess - IMPACT READY®
DW2203IR	#3 Square Recess - IMPACT READY®
DW2212IR	#2 2" Square Recess Power Bit - IMPACT READY®



- Rated up to 2000 in-lbs of torque
- Qualified for Cordless Impact Drivers



BIT TIP HOLDERS



CAT #	DESCRIPTION
DW2045	3" Magnetic with Hog Ring
DW2046	2" Magnetic
DWPVTHLD	Magnetic Pivot Holder with Hog Ring

NOTE: Holders only to be used with 1" bit tips



NUT DRIVERS



CAT #	DESCRIPTION
DW2218IR	1/4" x 1-7/8" Magnetic Nut Driver
DW2219IR	5/16" x 1-7/8" Magnetic Nut Driver
DW2220IR	3/8" x 1-7/8" Magnetic Nut Driver
DW2221IR	1/4" x 2-9/16" Magnetic Nut Driver
DW2222IR	5/16" x 2-9/16" Magnetic Nut Driver
DW2223IR	3/8" x 2-9/16" Magnetic Nut Driver
DW2227IR	7/16" x 1-7/8" Magnetic Nut Driver
DW2228IR	7/16" x 2-9/16" Magnetic Nut Driver
DW2230IR	1/2" x 1-7/8" Magnetic Nut Driver
DW2234IR	1/2" x 2-9/16" Magnetic Nut Driver
DW2235IR	5 Pc. Magnetic Nut Driver Set (1/4", 5/16", 3/8", 7/16", 1/2")



PIVOTING NUT DRIVERS



CAT #	DESCRIPTION
DW2221IRP	1/4" Magnetic Pivoting Nut Driver
DW2219IRP	5/16" Magnetic Pivoting Nut Driver
DW2223IRP	3/8" Magnetic Pivoting Nut Driver
DW2228IRP	7/16" Magnetic Pivoting Nut Driver
DW2234IRP	1/2" Magnetic Pivoting Nut Driver
DWPVTDRV3	3 Pc. Pivoting Nutsetters (1/4", 5/16", 3/8")
DWPVTDRV	4 Pc. Pivoting Nutsetters (1/4", 5/16", 3/8", 7/16")



SOCKETS



CAT #	SOCKET SIZE	DRIVE SIZE	CAT #	SOCKET SIZE	DRIVE SIZE	CAT #	SOCKET SIZE	DRIVE SIZE	CAT #	SOCKET SIZE	DRIVE SIZE
DW2281	1/4"	3/8"	DW2289	11/16"	3/8"	DW22842	3/16"	1/2"	DW22912	13/16"	1/2"
DW2282	5/16"	3/8"	DW2290	3/4"	3/8"	DW22852	7/16"	1/2"	DW22922	7/8"	1/2"
DW2283	11/32"	3/8"	DW2286	1/2"	3/8"	DW22862	1/2"	1/2"	DW22932	15/16"	1/2"
DW2284	3/8"	3/8"	DW2287	9/16"	3/8"	DW22872	9/16"	1/2"	DW22942	1"	1/2"
DW2285	7/16"	3/8"	DW2288	5/8"	3/8"	DW22882	5/8"	1/2"	DW22952	1-1/16"	1/2"
DW2286	1/2"	3/8"	DW2289	11/16"	3/8"	DW22892	11/16"	1/2"	DW22962	1-1/8"	1/2"
DW2287	9/16"	3/8"	DW2290	3/4"	3/8"	DW22902	3/4"	1/2"	DW22972	1-1/4"	1/2"
DW2288	5/8"	3/8"									



SOCKET ADAPTERS

CAT #	DESCRIPTION
DW2541IR	1/4" Hex Shank to 1/4" Socket Adapter
DW2542IR	1/4" Hex Shank to 3/8" Socket Adapter
DW2547IR	1/4" Hex Shank to 1/2" Socket Adapter
DW2298	1/2" Square to 1/4" RAPID LOAD® Adapter
DW2299	1/2" to 3/8" Reducer



SETS

CAT #	DESCRIPTION
DW2149	28 Pc. IMPACT READY® Accessory Set
DW2153	34 Pc. IMPACT READY® Screwdriving Set
DW2169	38 Pc. IMPACT READY® Fastening Set
DW2179	35 Pc. IMPACT READY® Accessory Set
DW2583	65 Pc. IMPACT READY® Accessory Mac Set
DWPVTSET	10 Pc. IMPACT READY® Screwdriving Set



DW2149



DW2153



DW2179



DW2583



DW2169



Drill Bits - See Page 54

Hole Saws - See Page 64



FASTENING ACCESSORIES

1" BIT TIPS



CAT #	DESCRIPTION	QTY.
+ 1" Phillips Bit Tips		
DW2001	#1 Phillips	2
DW2001BL	#1 Phillips - Bulk	100
DW2002	#2 Phillips	2
DW2002-10	#2 Phillips - 10 Pack	1
DW2002BL	#2 Phillips - Bulk	100
DW2002B10	#2 Phillips - 10 Pack Bulk Bag	1
DW2003	#3 Phillips	2
DW2003BL	#3 Phillips - Bulk	100
DW2002B30	#2 Phillips - Bit Box	30
DW2002X10	#2 Phillips - Bit Box	10
+ 1" Drywall Bit Tips		
DW2105	#2 Drywall	5
DW2004BL	#2 Drywall - Bulk	100
DW2125	#2 Drywall - 25 Pack	25
DW2105CS	#2 Drywall - Clipstrip	5
DW2125CS	#2 Drywall - Clipstrip	25

CAT #	DESCRIPTION	QTY.
DW2025	Deck Bit Tip	3
- 1" Slotted Bit Tips		
DW2006	#6 Slotted	2
DW2008	#8 Slotted	2
DW2088L	#8 Slotted - Bulk	100
DW2010	#10 Slotted	2
DW2010BL	#10 Slotted - Bulk	100
DW2012	#12 Slotted	2
□ 1" Square Recess Bit Tips		
DW2201	#1 Square Recess	2
DW2201BL	#1 Square Recess - Bulk	100
DW2202	#2 Square Recess	2
DW2200	#2 Square Recess	25
DW2200BL	#2 Square Recess - Bulk	100
DW2202B10	#2 Square Recess - 10 Pack	10
DW2203	#3 Square Recess	2
DW2203BL	#3 Square Recess - Bulk	100

CAT #	DESCRIPTION	QTY.
⊕ 1" Torx® Bit Tips		
DW2610B	T10 Torx® - Bulk	50
DW2615B	T15 Torx® - Bulk	50
DW2620B	T20 Torx® - Bulk	50
DW2625B	T25 Torx® - Bulk	50
DW2627B	T27 Torx® - Bulk	50
DW2640B	T40 Torx® - Bulk	50
DW2630B	T30 Torx® - Bulk	50
1" Double Ended Bit Tips		
DW2002DEBL	#2 Phillips Double Ended - Bulk	100

POWER BITS



CAT #	DESCRIPTION	QTY.
+ Phillips Power Bits		
DW2021	#1 Phillips 2"	1
DW2022	#2 Phillips 2"	1
DW2115	#2 Phillips 2" - Multi-pack	5
DW2022B	#2 Phillips 2" - Bulk	100
DW2023	#3 Phillips 2"	1
DW2023B	#3 Phillips 2" - Bulk	100
DW2031	#1 Phillips 3-1/2"	1
DW2032	#2 Phillips 3-1/2"	1
DW2033	#3 Phillips 3-1/2"	1
DW2061	#1 Phillips 6"	1
DW2062	#2 Phillips 6"	1
DW2063	#3 Phillips 6"	1
DW20022B6	#1 Phillips 2" - 6 Pack Bag	6
DW20022B8	#1 Phillips 2" - 8 Pack Bag	8
+ Deck Power Bits		
DW2021	Deck 2"	3

CAT #	DESCRIPTION	QTY.
- Slotted Power Bits		
DW2015	#6 Slotted 2"	1
DW2016	#8 Slotted 2"	1
DW2017	#10 Slotted 2"	1
DW2036	#6 Slotted 3-1/2"	1
DW2038	#8 Slotted 3-1/2"	1
DW2040	#10 Slotted 3-1/2"	1
DW2042	#12 Slotted 3-1/2"	1
DW2064	#6 Slotted 6"	1
DW2065	#8 Slotted 6"	1
□ Square Recess Power Bits		
DW2211	#1 Square Recess 2"	1
DW2211B	#1 Square Recess 2"	100
DW2212	#2 Square Recess 2"	1
DW2212B	#2 Square Recess 2"	100
DW2213	#3 Square Recess 2"	1
DW2231	#1 Square Recess 3-1/2"	1
DW2232	#2 Square Recess 3-1/2"	1

CAT #	DESCRIPTION	QTY.
□ Square Recess Power Bits (continued)		
DW2233	#3 Square Recess 3-1/2"	1
DW2261	#1 Square Recess 6"	1
DW2262	#2 Square Recess 6"	1
DW2263	#3 Square Recess 6"	1
⊕ Torx® Power Bits		
DW2645B	T10 Torx® 2" - Bulk	50
DW2648B	T15 Torx® 2" - Bulk	50
DW2660B	T20 Torx® 2" - Bulk	50
DW2665B	T25 Torx® 2" - Bulk	50
DW2670B	T30 Torx® 2" - Bulk	50
DW2680B	T40 Torx® 2" - Bulk	50
DW2645	T10 Torx® 2"	1
DW2648	T15 Torx® 2"	1
DW2660	T20 Torx® 2"	1
DW2665	T25 Torx® 2"	1
DW2670	T30 Torx® 2"	1
DW2680	T40 Torx® 2"	1

MAGNETIC DRIVE GUIDES



CAT #	DESCRIPTION	QTY.
DW2054	Compact Magnetic Drive Guide	1
DW2055	6" Magnetic Drive Guide	1
DW2055B	6" Magnetic Drive Guide - Bulk	25
DW2056	Clear Magnetic Drive Guide	1
DW2054CS	Compact Magnetic Drive Guide Clipstrip	10

MAGNETIC DRIVE GUIDE SETS

CAT #	DESCRIPTION
DW2053	16 Pc. Drive Guide Set
DW2052	Drive Guide with 10 Pc. #2 Square Recess Bit Tips
DW2095	7 Pc. Magnetic Drive Guide Set
DW2053CS	16 Pc. Drive Guide Set - Clipstrip
DW2097CS	14 Pc. Drive Guide Set
DW2089CS	12 Pc. Magnetic Drive Guide Set



DW2095



DW2097

FASTENING ACCESSORIES *(continued)*

BIT TIP HOLDERS



CAT #	DESCRIPTION	QTY.
DW2045	3" Magnetic	1
DW2046	2" Magnetic	1
DW2050	Quick Change Magnetic	1
DW2045B	3" Magnetic - Bulk	50

DOUBLE ENDED BITS



CAT #	DESCRIPTION	QTY.
DW2024	PH#2/SL#8	1
DW2024B	PH#2/SL#8 - Bulk	100
DW2028	PH#2/PH#2	1
DW2028B	PH#2/PH#2 - Bulk	100
DW2029	#2 PH/#2 PH - 5 Pack	5
DW2215	#2 PH/#2 SQ - 3 Pack	3

CAT #	DESCRIPTION	QTY.
DW2214	PH#2/SQ#2	1
DW2024B6	PH#2/SL#6 - 6 Pack	1
DW2028B6	PH#2/PH#2 - 6 Pack	1
DW2024CS	PH#2/SL#8 - Clipstrip	1
DW2326	PH#2/SQ#2 & PH#3/SL#10	3
DW2327	PH#3/SL#8 & SQ#1/SQ#2	3
DW2328	T#15/T#20 & PH#1/SL#6	3

MAGNETIC NUT DRIVERS



CAT #	DESCRIPTION	QTY.
DW2218	1/4" x 1-7/8"	1
DW2218B	1/4" x 1-7/8"	50
DW2219	5/16" x 1-7/8"	1
DW2219B	5/16" x 1-7/8"	50
DW2220	3/8" x 1-7/8"	1
DW2220B	3/8" x 1-7/8"	50
DW2221	1/4" x 2-9/16"	1
DW2221B	1/4" x 2-9/16"	50
DW2222	5/16" x 2-9/16"	1

CAT #	DESCRIPTION	QTY.
DW2222B	5/16" x 2-9/16"	50
DW2223	3/8" x 1-7/8"	1
DW2223B	3/8" x 1-7/8"	1
DW2224	3 Pc. Nutdriver Set (1/4", 5/16", 3/8")	1
DW2225	Acoustical Eye Lag Driver	1
DW2225B	Acoustical Eye Lag Driver - Bulk	50
DW2218B2	1/4" x 1-7/8" - 2 Pack	3
DW2219B2	5/16" x 1-7/8" - 2 Pack	3

CAT #	DESCRIPTION	QTY.
DW2219B3	5/16" x 1-7/8" - 3 Pack	3
DW2218B3	1/4" x 2-9/16" - 3 Pack	3
DW2227	7/8" x 1-7/8"	3
DW2227B	7/8" x 1-7/8" - Bulk	50
DW2224	3 Pc. Nut Driver Set (1/4", 5/16", 3/8")	1
DW2228	7/16" x 2-9/16"	1
DW2228B	7/16" x 2-9/16" - Bulk	50
DW2224Z	3 Pc. Nut Driver Set (1/4", 5/16", 3/8")	1

TOUGH CASE® SCREWDRIVING SETS

CAT #	DESCRIPTION
DW2156	50 Pc. Drilling/Driving Contractor Set
DW2160	13 Pc. Screwdriving Set with TOUGH CASE® Container
DW2161	21 Pc. Screwdriving Set with TOUGH CASE® Container
DW2162	29 Pc. Screwdriving Set with TOUGH CASE® Container
DW2163	37 Pc. Screwdriving Set with TOUGH CASE® Container
DW2167	25 Pc. Screwdriving Set with TOUGH CASE® Container
DW2174	18 Pc. Screwdriving Set with TOUGH CASE® Container
DW2176	37 Pc. Screwdriving Set with TOUGH CASE® Container



DW2156




DW2160



DW2161



DW2162



DW2163



DW2167



DW2174



DW2176

SPECIALTY BIT PACKS

CAT #	DESCRIPTION	INCLUDES
DW2067	7 Pc. Torx® Bit Set	T10, T15, T20, T25, T27, T30 & T40
DW2068	9 Pc. 1" Hex Bit Set	5/64", 3/32", 7/64", 1/16", 1/8", 9/64", 5/32", 3/16" & 1/4"
DW2069	3 Pc. Pozzi 1" Bit Tip Set	#1, #2, #3



DW2067

*Torx is now a registered trademark of Acument Intellectual Properties, LLC.

TOUGH CASE® CONTAINER

CAT #	DESCRIPTION
DW2190	Medium TOUGH CASE® Container

- Industrial ABS case and steel hinge for maximum durability
- Adjustable storage compartments
- Sliding rubber latch keeps case closed
- Locking interior lids keep components secure



6 IN 1 DRIVER



CAT #	DESCRIPTION
DW2326	PH#2/SQ#2 & PH#3/SL#10 Replacement Bits
DW2327	PH#3/SL#8 & SQ#1/SQ#2 Replacement Bits
DW2328	T#15/T#20 & PH#1/SL#6 Replacement Bits
DW2329	6 in 1 Driver Replacement Bits
DW2330CS5	4 Pc. - PH#2/SL#8, SQ#2/SQ#1, 1/4" & 5/16" Nutsetters
DW2330	4 Pc. - PH#2/SL#8, SQ#2/SQ#1, 1/4" & 5/16" Nutsetters
DW2336	7 Pc. - T#15/T#20, PH#2/PHSq, PH#2/SL#8, (2) 1/4" & 5/16" Nutsetters



DW2336

DEPTH SETTERS



CAT #	DESCRIPTION	QTY.
DW2014	Drywall Screw Setter	1
DW2014B	Drywall Screw Setter - Bulk	100
DW2014B3	Drywall Screw Setter - Bag of 3	5
DW2043	Adjustable Screw Setter - Non Magnetic	1

QUICK CHANGE ACCESSORIES

DRILL DRIVE SETS



CAT #	DESCRIPTION	INCLUDES
DW2730	8 Pc. Drill Drive Set	Drill Drive Holder, Drill Drive Connector, #6 & #8 drill bits with countersinks, #8 replacement drill bit, 3 screwdriver bit tips, heavy-duty container
DW2735	12 Pc. Drill Drive Set	Drill Drive Holder, Drill Drive Connector, #6, #8 & #10 drill bits with countersinks, #6 (2), #8 & #10 replacement drill bits, 3 screwdriver bit tips, heavy-duty container



DW2735



DW2730

Drill Drive Replacement countersinks and drill bits are listed below.

RAPID LOAD[®] QUICK CHANGE ACCESSORIES

CAT #	DESCRIPTION
Countersinks	
DW2537	#6 Countersink Replacement Drill Bit 9/64"
DW2538	#8 Countersink Replacement Drill Bit 11/64"
DW2539	#10 Countersink Replacement Drill Bit 3/16"
DW2540	#12 Countersink Replacement Drill Bit 7/32"
DW2567	#6 Countersink with 9/64" Drill Bit
DW2568	#8 Countersink with 11/64" Drill Bit
DW2569	#10 Countersink with 3/16" Drill Bit
DW2570	#12 Countersink with 7/32" Drill Bit
DW2535	3 Pc. Countersink Set #6, #8, #10

CAT #	DESCRIPTION
Rotary Masonry Drill Bits	
DW2572	5/32" Rotary Masonry Bit
DW2573	3/16" Rotary Masonry Bit
DW2574	1/4" Rotary Masonry Bit
DW2571	3 Pc. Countersink Set 5/32, 3/16, 1/4
Socket Adapters	
DW2541	1/4" Socket Adapter
DW2542	3/8" Socket Adapter



These ACCESSORIES also fit the RAPID LOAD[®] Holder but are found in separate listings in this catalog.

Power Bits - Page 58
Bit Tip Holders - Page 59
Magnetic Nut Drivers - Page 61
Magnetic Drive Guides - Page 60

RAPID LOAD[®] HOLDER



CAT #	DESCRIPTION
DW2505	RAPID LOAD [®] Hex Holder

- Pressure-activated ball-groove system for rapid loading and strong retention
- Impact & rust resistant nickel plated nose for extended use
- Stainless steel interior parts for greater durability and magnetic to hold fasteners
- The RAPID LOAD[®] holder fits all brands of 3/8" and 1/2" cordless and corded drills, as well as 7 in 1 Screwdrivers
- Able to hold 1" bit tips, 1" double ended bit tips and all 1/4" hex shank accessories

RAPID LOAD[®] SETS

CAT #	DESCRIPTION
DW2501SD	6 Pc. RAPID LOAD [®] Set with Handle
DW2502	17 Pc. RAPID LOAD [®] Set
DW2507	6 Pc. Magnetic Compact RAPID LOAD [®] Set
DW2513	15 Pc. RAPID LOAD [®] Set
DW2518	30 Pc. RAPID LOAD [®] Set
DW2521	28 Pc. RAPID LOAD [®] Set
DW2522	32 Pc. RAPID LOAD [®] Set
DW2523	23 Pc. RAPID LOAD [®] Set
DW2529	100 Pc. RAPID LOAD [®] Tradesman Set
DW2530	35 Pc. Magnetic Compact RAPID LOAD [®] Set
DW2582	50 Pc. RAPID LOAD [®] Mac Accessory Set



DW2501SD



DW2502



DW2507



DW2513



DW2518



DW2521



DW2523



DW2582



DW2530

RECIPROCATING SAW BLADES

METAL CUTTING RECIPROCATING SAW BLADES



CAT #	BLADE LENGTH	TPI	BLADE TYPE
2 Packs			
DW4808-2	6"	14	Straight
DW4810-2	4"	18	Straight
DW4811-2	6"	18	Straight
DW4813-2	6"	24	Straight
5 Packs			
DW4807	4"	14	Straight
DW4808	6"	14	Straight
DW4809	8"	14	Straight
DW4838	12"	14	Straight
DW4810	4"	18	Straight
DW4811	6"	18	Straight

CAT #	BLADE LENGTH	TPI	BLADE TYPE
5 Packs (continued)			
DW4821	8"	18	Straight
DW4812	4"	24	Straight
DW4813	6"	24	Straight
DW4846L	9"	10/14	Straight
25 Packs			
DW4807B25	4"	14	Straight
DW4808B25	6"	14	Straight
DW4809B25	8"	14	Straight
DW4810B25	4"	18	Straight
DW4811B25	6"	18	Straight
DW4821B25	8"	18	Straight

CAT #	BLADE LENGTH	TPI	BLADE TYPE
25 Packs (continued)			
DW4822B25	12"	18	Straight
DW4812B25	4"	24	Straight
DW4813B25	6"	24	Straight
100 Packs			
DW4807B	4"	14	Straight
DW4808B	6"	14	Straight
DW4809B	8"	14	Straight
DW4811B	6"	18	Straight
DW4821B	8"	18	Straight
DW4813B	6"	24	Straight



WOOD CUTTING RECIPROCATING SAW BLADES

CAT #	BLADE LENGTH	TPI	BLADE TYPE
2 Packs			
DW4802-2	6"	6	Taper
DW4804-2	12"	6	Taper
DW4847-2	6"	5/8	Taper
5 Packs			
DW4801	6"	3	Taper
DW4802	6"	6	Taper
DW4803	9"	6	Taper
DW4804	12"	6	Taper
DW4847	6"	5/8	Taper
DW4848	9"	5/8	Taper
DW4849	12"	5/8	Taper
DW4850	6"	6	Straight

CAT #	BLADE LENGTH	TPI	BLADE TYPE
25 Packs			
DW4802B25	6"	6	Taper
DW4803B25	9"	6	Taper
DW4804B25	12"	6	Taper
DW4847B25	6"	5/8	Taper
100 Packs			
DW4802B	6"	6	Taper
DW4803B	9"	6	Taper
DW4804B	12"	6	Taper

MULTI-MATERIAL RECIPROCATING SAW BLADES

CAT #	BLADE LENGTH	TPI	BLADE TYPE
2 Packs			
DW4806-2	6"	10	Straight
DW4845-2	6"	10/14	Straight
5 Packs			
DW4845	6"	10/14	Straight
DW4846	9"	10/14	Straight
25 Packs			
DW4806B25	6"	10	Straight
DW4845B25	6"	10/14	Straight
DW4846B25	8"	10/14	Straight
DW4839B25	12"	10/14	Straight
100 Packs			
DW4806B	6"	10	Straight
DW4845B	6"	10/14	Straight
DW4846B	8"	10/14	Straight
DW4839B	12"	10/14	Straight



DEMOLITION RECIPROCATING SAW BLADES

CAT #	BLADE LENGTH	TPI	BLADE TYPE
5 Packs			
DW4862	6"	6	Taper
DW4863	9"	6	Taper
DW4860	12"	6	Taper
DW4861	4"	10	Straight
DW4864	6"	10	Straight
DW4865	9"	10	Straight
DW4870	12"	10	Straight
DW4866	6"	14	Straight
DW4868	9"	14	Straight
DW4867	6"	18	Straight
DW4869	9"	18	Straight
DW4871	12"	18	Straight



CAT #	BLADE LENGTH	TPI	BLADE TYPE
25 Packs			
DW4863B25	9"	6	Taper
DW4864B25	6"	10	Straight
DW4865B25	9"	10	Straight
DW4868B25	9"	14	Straight
100 Packs			
DW4863B	9"	6	Taper
DW4864B	6"	10	Straight
DW4865B	9"	10	Straight
DW4866B	6"	14	Straight
DW4868B	9"	14	Straight

MISCELLANEOUS RECIPROCATING SAW BLADES

CAT #	BLADE LENGTH	TPI	BLADE TYPE
Scroll Cutting Blades			
DW4814	3-1/2"	14	General Purpose
DW4815	3-1/2"	18	Metal
DW4816	6"	6	Wood
Drywall Cutting Blades			
DW4851	6"	6	Taper
Carbide Grit Edge Blades			
DW4843	8"	Coarse	Straight
DW4844	6"	Coarse	Straight
Cordless Bi-Metal Blades			
DW4876	6"	5/8	Taper
DW4878	6"	18	Straight

RECIPROCATING SAW BLADES *(continued)*

RECIPROCATING SAW BLADE SETS

CAT #	DESCRIPTION	INCLUDES
DW4853	3 Pc. Bi-Metal Saw Blade Set	DW4802, DW4806, DW4811
DW4875	3 Pc. Cordless Bi-Metal Saw Blade Set	DW4876, DW4877, DW4878
DW4857	5 Pc. Bi-Metal Saw Blade Set	(2) DW4802, DW4808, DW4811, DW4813
DW4856	6 Pc. Bi-Metal Saw Blade Set	DW4802, DW4847, DW4806, DW4808, DW4811, DW4813
DW4896	6 Pc. Bi-Metal Saw Blade Set with Telescoping Case	(2) DW4809, (2) DW4803, (2) DW4865
DW4892	12 Pc. Bi-Metal Saw Blade Set with Telescoping Case	(3) DW4802, (2) DW4811, (2) DW4809, (2) DW4803, DW4865
DW4890	15 Pc. Bi-Metal Saw Blade Set with Medium TOUGH CASE [®]	(5) DW4802, (5) DW4808, (5) DW4811



DW4856



DW4892

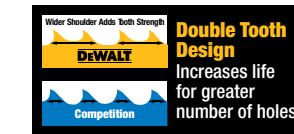
HOLE SAWS

BI-METAL HOLE SAWS

CAT #	SIZE Inches	SIZE Metric	MAX SPEED
D180009	9/16"	14mm	550
D180010	5/8"	16mm	530
D180011	11/16"	17mm	500
D180012	3/4"	19mm	460
D180098	-	20mm	425
D180013	13/16"	21mm	425
D180014	7/8"	22mm	390
D180015	15/16"	24mm	370
D180016	1"	25mm	350
D180017	1-1/16"	27mm	325
D180018	1-1/8"	29mm	300
D180019	1-3/16"	30mm	285
D180020	1-1/4"	32mm	275

CAT #	SIZE Inches	SIZE Metric	MAX SPEED
D180021	1-5/16"	33mm	260
D180022	1-3/8"	35mm	250
D180023	1-7/16"	37mm	240
D180024	1-1/2"	38mm	230
D180025	1-9/16"	40mm	220
D180026	1-5/8"	41mm	210
D180027	1-11/16"	43mm	205
D180028	1-3/4"	44mm	195
D180029	1-13/16"	46mm	190
D180030	1-7/8"	48mm	180
D180032	2"	51mm	170
D180033	2-1/16"	52mm	165

CAT #	SIZE Inches	SIZE Metric	MAX SPEED
D180034	2-1/8"	54mm	160
D180036	2-1/4"	57mm	150
D180038	2-3/8"	60mm	140
D180040	2 1/2"	64mm	135
D180041	2-9/16"	65mm	130
D180042	2-5/8"	67mm	130
D180043	-	68mm	125
D180044	2-3/4"	70mm	125
D180046	2-7/8"	73mm	120
D180048	3"	76mm	115
D180050	3-1/8"	79mm	110
D180052	3-1/4"	83mm	105
D180054	3-3/8"	86mm	100



HOLE SAWS MANDRELS



CAT #	TYPE	SHANK SIZE	CHUCK SIZE	HOLE SAW SIZE
DW1800	Standard	1/4"	1/4"	9/16" to 1-3/16"
DW1801	Standard	3/8"	3/8"	9/16" to 1-3/16"
DW1810	Quick Change	3/8"	3/8"	9/16" to 1-3/16"
DW1818	Standard	3/8"	3/8"	9/16" to 1-3/16"
DW1805	Quick Change	3/8"	3/8"	1-1/4" to 3"

CAT #	TYPE	SHANK SIZE	CHUCK SIZE	HOLE SAW SIZE
DW1802	Standard	7/16"	1/2"	1-1/4" to 6"
DW1803	Quick Change	7/16"	1/2"	1-1/4" to 6"
DW1807	Short Replacement Pilot Bit			
DW1808	Long Replacement Pilot Bit			



HOLE SAWS

CAT #	SIZE Inches	SIZE Metric
D180012IR	3/4"	19mm
D180014IR	7/8"	22mm
D180016IR	1"	25mm
D180018IR	1-1/8"	29mm
D180020IR	1-1/4"	32mm
D180022IR	1-3/8"	35mm
D180024IR	1-1/2"	38mm



HOLE SAWS SETS

CAT #	DESCRIPTION	INCLUDES
DW180001	9 Pc. Plumber's Hole Saw Set	3/4", 7/8", 1-1/8", 1-1/2", 1-3/4", 2-1/4", Small Quick Change Mandrel, Large Quick Change Mandrel, Replacement Parts
DW180002	9 Pc. Electrician's Hole Saw Set	7/8", 1-1/8", 1-3/8", 1-3/4", 2", 2-1/2", Small Quick Change Mandrel, Large Quick Change Mandrel, Replacement Parts
DW180005	14 Pc. Master Hole Saw Set	3/4", 7/8", 1/8", 1", 1-1/8", 1-3/8", 1-1/2", 1-3/4", 2", 2-1/8", 2-1/4", 2-1/2", Small Quick Change Mandrel, Large Quick Change Mandrel, Replacement Parts
DW180004	Door Lock Installation Kit	1" to 2-1/8", Mandrel, Adapter, Drill Guide



D180001



D180004

JIG SAW BLADES

T-SHANK JIG SAW BLADES

CAT #	DESCRIPTION	CUTTING LENGTH	TPI	QTY.
High Performance WOOD Cutting (HCS)				
DW3750H2	Fast Cutting	4"	6	2
DW3750H	Fast Cutting	4"	6	5
DW3750H50	Fast Cutting	4"	6	50
DW3753H2	Clean Cutting	4"	6	2
DW3753H	Clean Cutting	4"	6	5
DW3753H50	Clean Cutting	4"	6	50
DW3755H2	Aluminum/Fiberglass	4"	8	2
DW3755H	Aluminum/Fiberglass	4"	8	5
DW3755H50	Aluminum/Fiberglass	4"	8	50
DW3760H2	Fine Cut Smooth Finish	4"	10	2
DW3760H	Fine Cut Smooth Finish	4"	10	5
DW3760H50	Fine Cut Smooth Finish	4"	10	50
DW3762H2	Laminate Down Cutting	4"	10	2
DW3762H	Laminate Down Cutting	4"	10	5
DW3762H50	Laminate Down Cutting	4"	10	50
DW3765H2	Trim Coping	3"	12	2
DW3765H	Trim Coping	3"	12	5



CAT #	DESCRIPTION	CUTTING LENGTH	TPI	QTY.
Cobalt Steel WOOD Cutting				
DW3750-5	Fast Cutting	4"	6	5
DW3751-5	Wide Body	4"	6	5
DW3753-5	Clean Cutting	4"	6	5
DW3755-5	Aluminum/Fiberglass	4"	8	5
DW3760-5	Fine Cut Smooth Finish	4"	10	5
DW3762-5	Laminate Down Cutting	4"	10	5
DW3765-5	Scrolling	3"	12	5
METAL Cutting				
DW3770-5	Metal Cutting	3"	14	5
DW3770B50	Metal Cutting	3"	14	50
DW3774-5	Metal Cutting	3"	18	5
DW3774B50	Metal Cutting	3"	18	50
DW3776-5	Metal Cutting	3"	24	5
DW3776B50	Metal Cutting	3"	24	50
DW3778-5	Metal Cutting	3"	36	5
DW3778B50	Metal Cutting	3"	36	50
MASONRY Cutting				
DW3768-5	Carbide Grit Cobalt Steel	3"	-	5

T-Shank



T-SHANK JIG SAW BLADE SETS

CAT #	DESCRIPTION
DW3795H	5 Pc. T-Shank Jig Saw Blade Set
DW3791	8 Pc. T-Shank Jig Saw Blade Set
DDW3741C	10 Pc. T-Shank Jig Saw Blade Set with case
DDW3742C	14 Pc. T-Shank Jig Saw Blade Set with case



DW3795H



DW3742C

U-SHANK JIG SAW BLADES

CAT #	DESCRIPTION	CUT LENGTH	TPI	QTY.
High Performance WOOD Cutting (HCS)				
DW3700H2	Fast/Rough Cutting	4"	6	2
DW3700H	Fast/Rough Cutting	4"	6	5
DW3700H50	Fast/Rough Cutting	4"	6	50
DW3701H2	Fast/Rough Cutting	4"	6	2
DW3703H2	Fast Clean Cutting	4"	6	2
DW3703H	Fast Clean Cutting	4"	6	5
DW3703H50	Fast Clean Cutting	4"	6	50
DW3705H	Aluminum/Fiberglass	4"	8	5
DW3710H2	Fine Cut Smooth Finish	4"	10	2
DW3710H	Fine Cut Smooth Finish	4"	10	5
DW3710H50	Fine Cut Smooth Finish	4"	10	50
DW3712H2	Laminate Down Cutting	4"	10	2
DW3712H	Laminate Down Cutting	4"	10	5
DW3715H2	Wood Scrolling	3"	12	2
DW3715H	Wood Scrolling	3"	12	5
Cobalt Steel WOOD Cutting				
DW3700-5	Fast Cutting	4"	6	5
DW3701-5	Wide Body	4"	6	5
DW3703-5	Clean Cutting	4"	6	5
DW3705-5	Aluminum/Fiberglass	4"	8	5
DW3710-5	Fine Cut Smooth Finish	4"	10	5
DW3712-5	Laminate Down Cutting	4"	10	5
DW3715-5	Scrolling	3"	12	5



CAT #	DESCRIPTION	CUTTING LENGTH	TPI	QTY.
METAL Cutting				
DW3720H2	Thick Metal Cutting	3"	14	2
DW3720-5	Metal Cutting	3"	14	5
DW3720B50	Metal Cutting	3"	14	50
DW3724H2	Medium Metal Cutting	3"	18	2
DW3724-5	Medium Metal Cutting	3"	18	5
DW3724B50	Medium Metal Cutting	3"	18	50
DW3726H2	Thin Metal Cutting	3"	24	2
DW3726-5	Thin Metal Cutting	3"	24	5
DW3726B50	Thin Metal Cutting	3"	24	50
DW3728H2	Sheet Metal Cutting	3"	36	2
DW3728-5	Sheet Metal Cutting	3"	36	5
DW3728B50	Sheet Metal Cutting	3"	36	50
MASONRY Cutting				
DW3718-5	Carbide Grit Cobalt Steel	3"	-	5

U-Shank



U-SHANK JIG SAW BLADE SETS

CAT #	DESCRIPTION
DW3790	8 Pc. U-Shank Jig Saw Blade Set
DW3792H	8 Pc. U-Shank Jig Saw Blade Set
DW3798	15 Pc. U-Shank Jig Saw Blade Set
DW3799	25 Pc. U-Shank Jig Saw Blade Set
DW3744C	10 Pc. U-Shank Jig Saw Blade Set with case

BANDSAW BLADES

BI-METAL PORTABLE BANDSAW BLADES



CAT #	TPI	THICKNESS	LENGTH	HEIGHT	PACK
DW3981	10	.020"	44-7/8"	1/2"	3
DW3981B	10	.020"	44-7/8"	1/2"	100
DW3982	14	.020"	44-7/8"	1/2"	3
DW3982B	14	.020"	44-7/8"	1/2"	100
DW3983	18	.020"	44-7/8"	1/2"	3

CAT #	TPI	THICKNESS	LENGTH	HEIGHT	PACK
DW3983B	18	.020"	44-7/8"	1/2"	100
DW3984	24	.020"	44-7/8"	1/2"	3
DW3984B	24	.020"	44-7/8"	1/2"	100
DW3985	10/14	.020"	44-7/8"	1/2"	3
DW3985B	10/14	.020"	44-7/8"	1/2"	100
DW3986	14/18	.020"	44-7/8"	1/2"	3

CAT #	TPI	THICKNESS	LENGTH	HEIGHT	PACK
DW3986B	14/18	.020"	44-7/8"	1/2"	100
DW3987	10	.025"	44-7/8"	1/2"	3
DW3988	14	.025"	44-7/8"	1/2"	3
DW3989	18	.025"	44-7/8"	1/2"	3
DW3991	10/14	.025"	44-7/8"	1/2"	3
DW3992	14/18	.025"	44-7/8"	1/2"	3

HACK SAW

HACK SAW FRAME AND BLADES



CAT #	DESCRIPTION	QTY.
DW3970	12" High Tension Hack Saw Frame	1

CAT #	LENGTH	TPI
2 Pack Blades		
DW3971	10"	18
DW3972	10"	18
DW3973	10"	18
DW3974	12"	18
DW3975	12"	18
DW3976	12"	18
DW3977	12"	18

CAT #	LENGTH	TPI
10 Pack Blades		
DW3971-10	10"	18
DW3972-10	10"	18
DW3973-10	10"	18
DW3974-10	12"	18
DW3975-10	12"	18
DW3976-10	12"	18
DW3977-10	12"	18

CAT #	LENGTH	TPI
100 Pack Blades		
DW3974B	12"	18
DW3975B	12"	18
DW3976B	12"	18
DW3977B	12"	18

PVC SAW

PVC SAW & BLADES

CAT #	DESCRIPTION
DW3995	18" Replacement Blade
DW3996	12" Replacement Blade
DW3993	18" Blade & Handle
DW3994	12" Blade & Handle



PRESSURE WASHER

PRESSURE WASHER ACCESSORIES



CAT #	DESCRIPTION
Extension Wand	
DP290	27" Extension Wand – up to 4,000 psi
Nozzles	
DP187	4.5" Quick Connect Nozzle
DP184	4.0" Quick Connect Nozzle
DP188	3.5" Quick Connect Nozzle
Pump Oil	
DP70	15 fl. oz. Pump Oil
Quick Connect Lance	
DP62	Quick Connect Wand – up to 3,750 psi

CAT #	DESCRIPTION
Replacement/Extension Hose	
DP352	50' x 3/8" Rubber Wrapped Steel Braided Hose – up to 4,000 psi
Rotary Nozzle	
DP125	Rotary Nozzle – up to 3,750 psi
Spray Guns	
DP65	Heavy-Duty Professional Spray Gun – up to 4,000 psi
DP40	Auxiliary Handle
Water Broom	
DP275	Three Spray - 14" Wide Water Broom – up to 4,000 psi
Winterizer	
DP80	4 oz. Pump Protector/Winterizer



COMMERCIAL RACK, STORAGE AND CARRIER SOLUTIONS



INDUSTRIAL GRADE TOOLBOXES



DeWALT Industrial Grade Toolboxes are designed for professional contractors looking for the highest level of strength, security and durability.

Industrial Grade features an innovative base and lid structure, push-button locking system and inner box protection for the most rugged, heavy-duty conditions. They come in a variety of sizes and styles, including transfer tanks, side mounts and chests.

We are so convinced that our Industrial Grade offers the highest level of performance and quality, **we guarantee all toolboxes for life!**

CONTRACTOR TOOLBOXES



DeWALT Contractor Toolboxes provide value, quality and long-term storage solutions.

Contractor toolboxes feature our patented fully foam filled rigid lid, quad-framed anti-warp design and durable lock system for maximum use, maximum life. They are available in 3 models with 22 variations to accommodate the way you work.

We guarantee all Contractor Toolboxes for life!

INDUSTRIAL GRADE STEEL TRUCK RACK



Strong, secure, and durable. The new industrial grade 2" square tube steel rack is the right tool for the job.

This 1-ton rack carries up to 2,000 pounds* safely and securely through its innovative heavy-duty SteelTruss™ load supports, dual-center load bars and 13-gauge 2" square steel.

If you demand more from your equipment, you should demand a **DeWALT INDUSTRIAL GRADE Steel Truck Rack.**

*Load capacity should not exceed the vehicle manufacturer cargo and/or entire vehicle capacity rating. Consult vehicle manufacturer for capacity ratings.

GUARANTEED FOR LIFE.

For more details and to see the full assortment of available products, visit www.dewaltworktruck.com or call 1-888-361-8936.

DEWALT®

HIGH PERFORMANCE PROTECTIVE GEAR

GLOVES



EYEWEAR



FOOTWEAR



FLASHLIGHTS



HEAD & HEARING PROTECTION



DEWALT has always had the toughest tools to help you get the job done. With DEWALT High Performance Protective Gear, now you can make sure that the toughest jobs are done safely. DEWALT Protective Gear is engineered for comfort, durability, and above all safety.

GUARANTEED TOUGH.®

RADIANS, INC. • 7580 BARTLETT CORP. DR. • BARTLETT, TN 38133 • TOLL FREE 877-723-4267 • WWW.RADIANS.COM

Copyright ©2009 DEWALT. DEWALT and GUARANTEED TOUGH® are registered trademarks of DEWALT Industrial Tool Co., used under license. All rights reserved. The yellow and black color scheme is a trademark for DEWALT Power Tools and Accessories. Trademark License: Radians, Inc. 7580 Bartlett Corp. Drive, Bartlett, TN 38133, 877-723-4267, www.radians.com. A licensee of DEWALT Industrial Tool Co.

City/State/Zip	Address	Area Code	Phone Number
ALABAMA			
Birmingham, 35209	321 Valley Ave, Suite B	205	942-0538
Mobile, 36693	732 Lakeside Drive	251	602-1000
ALASKA			
Anchorage, 99503	4831 Old Seward Hwy, Unit 103	907	561-7181
ARIZONA			
Phoenix, 85040	4001 East Broadway, Suite B-11	602	437-1200
Tucson, 85714	3820 S Palo Verde Blvd, Suite 109	520	746-4090
ARKANSAS			
Little Rock, 72113	9600 Maumelle Blvd	501	372-3040
CALIFORNIA			
San Diego, 92111	7290 Clairemont Mesa Blvd	858	279-2011
Hayward, 94545	2512 Tripaldi Way	510	783-3959
Anaheim, 92806	1119 North Kraemer Blvd	714	414-0369
North Highlands, 95660	4986 Watt Ave, Suite B	916	344-3520
Ontario, 91761	1352 South Grove Ave, Suite B	909	930-1437
COLORADO			
Denver, 80223	700 West Mississippi Ave, Unit B1	303	922-8325
CONNECTICUT			
Wethersfield, 06109	662 Silas Deane Hwy	860	563-5800
FLORIDA			
Davie, 33314	4343 South State Rte 7, Unit 107	954	321-6635
Tampa, 33634	4909 West Waters Ave	813	884-0434
Jacksonville, 32205	920 Cassat Ave	904	781-2253
Orlando, 32807	6100 Hanging Moss Rd, Suite 520	407	657-0474
West Palm Beach, 33415	4645 Gun Club Rd, Suite 27	561	689-3247
GEORGIA			
Norcross, 30071	6115-C Jimmy Carter Blvd	770	246-1710
HAWAII			
Honolulu, 96819	111 Sand Island Access Rd, Suite R-17	808	842-9925
ILLINOIS			
Tinley Park, 60477	8201 West 183Rd St, Suite P	708	614-1596
Bensenville, 60106	800 Thorndale Ave	630	521-1097
INDIANA			
Indianapolis, 46224	5999 Crawfordsville Rd	317	243-8308
IOWA			
Des Moines, 50310	3408 Merle Hay Rd, Suite A	515	270-1340
KANSAS			
Overland Park, 66214	9201 Quivira Rd	913	495-4330
Wichita, 62713	2333 S. West St	316	943-1271
KENTUCKY			
Louisville, 40213	2001 Fern Valley Rd	502	380-3748
LOUISIANA			
New Orleans, 70001	1801 Airline Drive, Suite D	504	832-2187
Baton Rouge, 70816	10699 Airline Hwy, Suite C	225	296-3191
Shreveport, 71108	7714 Jewella Rd	318	688-1553
MARYLAND			
Baltimore, 21227	1646 Sulphur Spring Rd	410	536-0722
Capitol Heights, 20743	7957-63 Central Ave	301	333-0865
MASSACHUSETTS			
Westwood, 02090	377 University Ave	781	329-3407
MICHIGAN			
Madison Heights, 48071	30475 Stephenson Hwy	248	597-5000
Grandville, 49418	2982 28Th St SW	616	261-0425
MINNESOTA			
Eden Prairie, 55344	9709 Valley View Rd, Suite 9709	952	884-9191
MISSISSIPPI			
Gulfport, 39503	14231 Seaway Rd, Suite 5	228	863-2500
MISSOURI			
St Louis, 63146	11477 Page Service Drive	314	997-9100
NEBRASKA			
Omaha, 68127	4229 S. 84Th St	402	592-5666

City/State/Zip	Address	Area Code	Phone Number
NEVADA			
Las Vegas, 89118	5565 South Decatur Blvd, Suite 103	702	889-6025
NEW JERSEY			
Elmwood Park, 07407	213 Route 46 West, Suite 4	201	475-3524
NEW MEXICO			
Albuquerque, 87110	5617 Menaul Blvd NE	505	884-1002
NEW YORK			
Buffalo, 14209	881 W Delavan Ave	716	884-6220
DeWitt, 13214	3485 Erie Blvd E	315	446-3086
Woodside, 11377	56-15 Queens Blvd	718	335-1042
Rochester, 14623	2969 W. Henrietta Rd	585	424-1310
Happauge, 11788	180 Oser Ave, Suite 100	631	952-2008
Latham, 12110	836 Troy-Schenectady Rd	518	785-1867
NORTH CAROLINA			
Charlotte, 28208	3557-B Wilkinson Blvd	704	392-0245
Greensboro, 27407	3402 West Wendover Ave, Suite E	336	852-1300
Raleigh, 27604	2930 Capital Blvd	919	878-0357
OHIO			
Parma, 44130	12100 Snow Rd, Suite 1	440	842-9100
Cincinnati, 45241	2310 E Sharon Rd	513	772-3111
Columbus, 43229	1948 Schrock Rd	614	895-3112
Maumee, 43537	3661 Briarfield Blvd	419	867-8561
OKLAHOMA			
Oklahoma City, 73139	8507 South Western	405	634-8403
Tulsa, 74146	11414 East 51St St	918	249-8641
OREGON			
Portland, 97230	14811 N E Airport Way, Suite 600	503	255-6556
PENNSYLVANIA			
Philadelphia, 19148	2715 South Front St	215	271-5500
Pittsburgh, 15201	3234 Penn Ave	412	642-0204
Whitehall, 18052	2242 Macarthur Rd	610	435-9544
Philadelphia, 19154	2841 Southampton Rd	215	856-7071
York, 17402	2201 Industrial Hwy	717	755-3441
SOUTH CAROLINA			
North Charleston, 29405	4365 Dorchester Rd, Suite 104	843	745-9197
Greenville, 29605	1259 South Pleasantburg Dr, Unit C	864	299-8662
TENNESSEE			
Memphis, 38133	2686 Kirby-Whitten Rd, Suite 102	901	384-8100
Nashville, 37210	746 Fesslers Lane	615	242-1633
Knoxville, 37917	4118 North Broadway	865	688-0921
TEXAS			
Carrollton, 75006	1300 Interstate 35 North, Suite 112	972	446-2996
Houston, 77022	536 East Tidwell Rd	713	692-7111
San Antonio, 78216	1218 Arion Parkway, Suite 114	210	732-1221
Fort Worth, 76111	721 North Beach St	817	831-3828
El Paso, 79915	6822 Gateway East	915	778-9769
McAllen, 78501	200 North Mccoll Rd	956	661-1122
Austin, 78758	2219 Braker Lane	512	382-3971
UTAH			
Salt Lake City, 84104	3060 West California Ave, Suite I	801	486-5828
VIRGINIA			
Richmond, 23230	2256 Dabney Rd, Suite F	804	353-1197
Virginia Beach, 23455	5760 Northampton Blvd, Suite 110	757	363-0091
WASHINGTON			
Seattle, 98134	2100 Airport Way South	206	763-2010
Spokane, 99212	5308 East Sprague Ave	509	535-9252
WEST VIRGINIA			
Charleston, 25312	1638 Sixth Ave	304	343-0289
WISCONSIN			
West Milwaukee, 53214	1650 Miller Parkway	414	645-4285

FOR THE MOST UP-TO-DATE AUTHORIZED SERVICE CENTER LISTINGS, PLEASE CONTACT 1-800-433-9258 OR VISIT WWW.DEWALT.COM

WWW.DEWALT.COM



OR



MOBILE WEB

ONLINE



PRODUCTS:

Compare, review and research every DeWALT® tool and accessory including our latest innovations.



RETAILERS:

Locate all DeWALT® retail partners.



SERVICE:

Order service parts on-line or find your closest service center.



EVENTS:

Get the latest information on DeWALT® Racing and other local events in your area.



SUPPORT:

Search our database for answers to your product or service questions.

To join go to www.dewalt.com/join or TEXT* the word "DeWALT" to 32075 to receive e-mail updates... win tools... be the first to know about anything DeWALT®.

MEMBERSHIP IS FREE!

*Standard text rates apply

Copyright ©2009 DeWALT. The following are trademarks for one or more DeWALT Power Tools and Accessories: The yellow and black color scheme; the "D"-shaped air intake grill; the array of pyramids on the handgrip; the kit box configuration; and the array of lozenge-shaped humps on the surface of the tool. Roush Racing, Jack Roush's and Matt Kenseth's name and/or likeness used by authority of Roush Racing, Livonia, Michigan.

DWCAT09